

THE WELLER REMAN NETWORK



Revised 09/03



THE WELLER REMAN NETWORK



CORPORATE OFFICE: 1500 GEZON PKWY • GRAND RAPIDS, MI 49509 • 616.724.2000 • FAX 616.724.3750 • 800.872.6697

Parts Manager

On behalf of Weller Reman and our Distributors, we would be honored to have the opportunity to work with you on your next obsolete, discontinued, or late model drive train situation. With our **Same Day Policy**, we can help when you face a stock out/obsolete problem, excessive lead times, or an unfamiliar drive train product.


We house an extensive inventory of gearing for **both old and very current** Fuller, Spicer, Mack, Rockwell, IHC, Allison Automatics, New Process, and similar other OEMs. Also, with over 4,000 rebuilt units and 300 employees specializing in just drive train, we are ready to work with you on eliminating your customer's downtime.

We look forward to hearing from you.

Thank You,
Terry Stranz

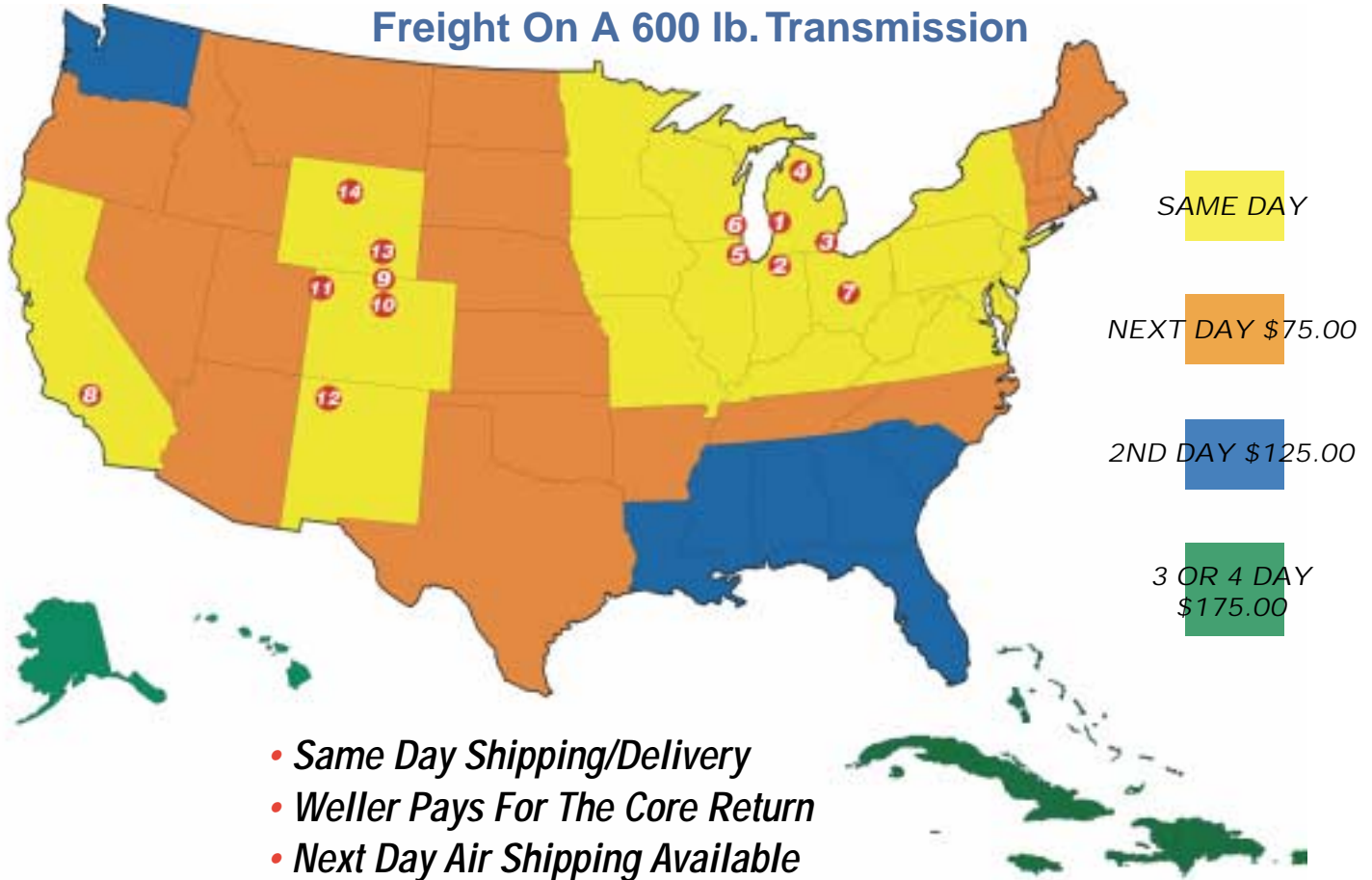
Terry Stranz
Wholesale Manager

THE WELLER REMAN NETWORK



AVAILABILITY

Freight On A 600 lb. Transmission



- Same Day Shipping/Delivery
- Weller Pays For The Core Return
- Next Day Air Shipping Available

Weller Reman Locations

- 1 Weller Reman Center**
1-800-872-6697
1500 Gezon Pkwy
Grand Rapids, MI 49509
- 2 South Bend, IN**
1-800-968-8860
23921 Western Ave.
South Bend, IN 46619
- 3 Detroit PDC**
1-800-473-1905
29826 W. Eight Mile Road
Farmington Hills, MI 48336
- 4 Gaylord, MI**
1-888-731-6700
353 Expressway Ct.
Gaylord, MI 49735


- 5 Chicago PDC**
1-888-974-9319
11152 Southwest Highway
Palos Hills, IL 60465
- 6 Milwaukee, WI**
1-877-354-6400
8625 N. 107th
Milwaukee, WI 53224
- 7 Columbus, OH**
1-866-771-9501
2885 International St.
Columbus, OH 43228
Open October 2003

Authorized Distributors

- 8 American Moving Parts Los Angeles**
1-323-923-1020
3366 Fruitland Avenue
Vernon, CA 90058
- 9 Drive Train Industries Headquarters - Denver**
1-800-525-6177
3301 Brighton Blvd.
Denver, CO 80216
- 10 Drive Train Industries Colorado Springs Branch**
1-800-352-6639
4295 Northpark Drive
Colorado Springs, CO 80907
- 11 Drive Train Industries Grand Junction Branch**
1-800-332-7094
201 South 6th Street
Grand Junction, CO 81501
- 12 Drive Train Industries Albuquerque Branch**
1-800-525-0074
405 Hudson Avenue NW
Albuquerque, NM 87107
- 13 Drive Train Industries Fort Collins Branch**
1-800-537-0833
2209 Airway Avenue
Fort Collins, CO 80525
- 14 Drive Train Industries Casper Branch**
1-800-442-3700
3350 East Yellowstone
Casper, WY 82601

THE WELLER REMAN NETWORK

THE WELLER REMAN NETWORK



The Nation's Complete Drivetrain Program!



Transmissions and Transfer Cases –

Quality Rebuilt by WELLER.
Light to Heavy Duty.

Borg Warner • Clark • Cotta • Fuller • FWD • IHC • Isuzu • Mack/PAI • Meritor/Rockwell • New Process GMC • New Venture • Noster • Oshkosh • Spicer/TTC • ZF
A complete line of Auxiliaries and Transfer Cases.

Allison Transmission –

Quality Rebuilt by WELLER.
Light to Heavy Duty.

An Authorized Allison Dealer, rebuilding off-road transmissions and components for Allison • Clark • IHC • Dresser • Funk • Twin Disc • Borg Warner

Steering Gear Boxes –

All units are tested on our state-of-the art XLT3 Road Simulator.

TRW-Ross • Saginaw • Sheppard • Vicker Pumps

Differentials –

Complete Stock for quick exchange.

Clark • FWD • GMC • IHC • Industrial/Off Road • Mack/PAI • Meritor/Rockwell • Spicer/Eaton • Terex

Driveshafts & End Yokes –

U-Joints, Yokes, & Shafts

Borg Warner • Meritor/Rockwell • Neapco • Rockford • Spicer/Dana



**Gear
Warehouse!**



WELLER REMAN HAS THE ADVANTAGE!


- ✓ All Makes Coverage – One Call
- ✓ Tech Support on Questions
- ✓ 4,000 Unit Stock – It's Available Today!
- ✓ Same Day Service

- ✓ Specialists at Obsolete and Discontinued
- ✓ Aggressive Dealer Program
- ✓ First Quality Units
- ✓ One Year Warranty




THE WELLER REMAN NETWORK





The Weller Way



“The Weller Way”! It is the first true partnership between a Reman Program and the nation’s top parts, service and repair facilities. That is the Weller Way – to partner in select relationships that successfully provide the customer with the best product and service. No hype, just a true competitive advantage!

If your company focuses on quality repairs and parts, we would like to put our 300 people on your team. Together we can eliminate downtime with complete coverage of all your drivetrain needs.

With 200,000 sq. ft. in Grand Rapids at our remanufacturing centers and extensive

warehousing at our PDC’s and Distributor locations dedicated to drivetrain, we are committed to the industry.

Through our commitment to focus solely on drivetrain components, we have been able to partner with industry leaders. These partnerships put the best product available in the hands of the company that needs it the most, yours or your customer’s truck.


Consider becoming a key partner in the industry’s leading Reman Program today. With no commitments and no minimums, we are the Industry Partner for you!



THE WELLER REMAN NETWORK



Program Description



Weller's Unit Exchange program eliminates down time by getting you the parts you need when you need them. With over 4,000 rebuilt transmissions and differentials ready to ship, we can help you eliminate your or your customer's downtime. Consider becoming a key partner in the industry's leading drivetrain program today. With no commitments and no minimums, we are the industry partner for you!

Our aggressive reman program includes:


- All Makes Coverage – One Call
- Same Day Service
- Obsolete and Discontinued Specialists
- One-year Warranty
- 4,000 Unit Stock – It's Available Today!
- Excellent Core Policy (call for details)
- ASE-certified, manufacturer-trained mechanics
- Technical Support on Questions

WELLER REMAN HAS THE ADVANTAGE!



THE WELLER REMAN NETWORK





TO ORDER

PRICING

Our Goal is to be the **Best Value** on the market. We believe you'll find our prices very aggressive against the other national programs. Call for your special quote!

* Dealer Pricing Available *

MODEL	PRICING

CORES

Our units are sold on an exchange basis. We understand that your unit is failed, and that understanding is the biggest difference between Weller and other programs.

However, we do require:

- Like for like
- Rebuildable core on the new generation models
- A return core packet with return bill of lading comes with the rebuilt unit. Just call and they'll pick it up
- Weller will pay the freight on the core's return

TO ORDER

Weller Reman Locations

Weller Reman Center
1-800-872-6697
 1500 Gezon Pkwy
 Grand Rapids, MI 49509

South Bend, IN
1-800-968-8860
 23921 Western Ave.
 South Bend, IN 46619

Detroit PDC
1-800-473-1905
 29826 W. Eight Mile Road
 Farmington Hills, MI 48336

Gaylord, MI
1-888-731-6700
 353 Expressway Ct.
 Gaylord, MI 49735

Chicago PDC
1-888-974-9319
 11152 Southwest Highway
 Palos Hills, IL 60465

Milwaukee, WI
1-877-354-6400
 8625 N. 107th
 Milwaukee, WI 53224

Columbus, OH
1-866-771-9501
 2885 International St.
 Columbus, OH 43228
Open October 2003

Authorized Distributors

American Moving Parts
Los Angeles
1-323-923-1020
 3366 Fruitland Avenue
 Vernon, CA 90058

Drive Train Industries
Headquarters - Denver
1-800-525-6177
 3301 Brighton Blvd.
 Denver, CO 80216

Drive Train Industries
Colorado Springs Branch
1-800-352-6639
 4295 Northpark Drive
 Colorado Springs, CO 80907

Drive Train Industries
Grand Junction Branch
1-800-332-7094
 201 South 6th Street
 Grand Junction, CO 81501


Drive Train Industries
Albuquerque Branch
1-800-525-0074
 405 Hudson Avenue NW
 Albuquerque, NM 87107

Drive Train Industries
Fort Collins Branch
1-800-537-0833
 2209 Airway Avenue
 Fort Collins, CO 80525

Drive Train Industries
Casper Branch
1-800-442-3700
 3350 East Yellowstone
 Casper, WY 82601

THE WELLER REMAN NETWORK

WELLER WARRANTY



WARRANTY STATEMENT

Warranty Coverage

Standard Warranty Coverage

Weller Reman Transmissions and Differentials – One year, unlimited mileage – parts and labor.

Authorized Repair Points – Our Nationwide Warranty may be administered only by an authorized warranty repair facility. Call 1-800-872-6697 for authorization.

Exclusions – Subject to the conditions stated herein, Weller warrants to the original retail purchaser thereof that its Reman products will, when used in a motor truck for on-highway or on/off-highway applications in the United States and properly installed and assembled on vehicles approved by the O.E.M. for such purpose, be and remain under normal conditions of use and operation free from failure due to defects in materials and workmanship from the date of sale.

This warranty covers parts and labor to repair or replace, at Weller's option, the failed Weller component. Units installed as replacements under this warranty are warranted only for the remainder of the original warranty period.

This warranty shall not extend to failures or damage due to improper lubrication or operation in excess of original design limitations, failure to follow normal published preventative maintenance guidelines of the O.E.M., abuse or damage by improper installation, casualty or shipment.

This warranty shall not extend to repairs for noise (including idle rattle), excessive operating temperature, transmission rear seal leakage, nor does it cover failures caused by engine, clutch, driveline; including transmission synchronizer pin breakage, or other truck components or system.

This warranty does not cover failures caused by a worn, damaged or defective part or component mounted to the unit by the dealer or retail purchaser, including without limitation, the transmission end yoke.

All warranty claims shall be made to Weller and shall be supported by satisfactory evidence in respect of the conditions stated herein. As a condition precedent to the allowance of such claims, the component or assembly involved shall, if requested by Weller, be returned prepaid to Weller for examination.

EXCEPT FOR THE EXPRESS WARRANTY STATED HEREIN, WELLER DISCLAIMS ALL WARRANTIES, EXPRESS OR IMPLIED, INCLUDING WITHOUT LIMITATION THE IMPLIED WARRANTIES OF MERCHANTABILITY AND FITNESS FOR A PARTICULAR PURPOSE. THE FOREGOING IS THE LIMIT OF THE LIABILITY OF WELLER, AND IS THE EXCLUSIVE AND SOLE REMEDY OF THE PARTY TO WHOM THIS WARRANTY IS MADE. LIABILITY ON THE PART OF WELLER FOR DAMAGES, EXPRESSLY INCLUDING CONSEQUENTIAL DAMAGES IS DISCLAIMED.

This warranty may not be changed or modified in any way except in writing by Weller.

- **Nationwide**
- **One Year Coverage**
- **Unlimited Mileage**
- **800-872-6697 Tech Line For Troubleshooting**
- **Call For Authorization And Assistance**

THE WELLER REMAN NETWORK

AUTOMATICS

MODEL	SERIES	CHR1	MODEL	SERIES	CHR1	MODEL	SERIES	CHR1
AINISIN			MD3066P					
A581			MD3560					
			MD3560P					
ALLISON			MT40					
1000 SERIES			MT41					
350TC	TORQUE CONVERTER	BUSHING	MT42					
350TC	TORQUE CONVERTER	N/S BUSHING	MT640					
360TC	TORQUE CONVERTER	BUSHING	MT643					
370TC	TORQUE CONVERTER	BEARING	MT644					
370TC	TORQUE CONVERTER	N/S BUSHING	MT647					
370TC	TORQUE CONVERTER	O/S BUSHING	MT650					
378TC	TORQUE CONVERTER	BUSHING	MT653					
378TC	TORQUE CONVERTER	N/S BUSHING	MT654					
380TC	TORQUE CONVERTER	BEARING	MT654CR					
380TC	TORQUE CONVERTER	N/S BUSHING	MTB643					
AT540			MTB648					
AT542			TC500					
AT542N			TRT2220 1					
AT545			TRT2421 1					
AT545N			TRT2421 3					
B300			TRT4720					
B400R			TRT4820					
B500R			TT2220 1					
CLBT4460			TT2221					
CLBT4460 1			TT2221 1					
CLBT5640 6			TT2420					
CLBT5840			TT2421					
CLBT5860			TT2421 1					
CLBT6061			TT3420					
CLBT750			TT3420 1					
CLBT754			TT4420					
CLBT754DB			TT4820					
CLBT755			TTB2221					
CLT3461			V730					
CLT3461 1			V731					
CLT4460			V731R					
CLT5860			VCLT3341					
CLT5960 4			VH9					
CLT750			VR731					
CLT750DB								
CLT754DB								
CRT3331			BORG WARNER					
CRT3531			INDUSTRIAL APPLICATION					
CRT3531 3			T 22					
CRT3533			CLARK EQUIPMENT					
CRT3630 1			5000			5000 CLARK		
CRT5631			12000			12000 CLARK		
CRT5633			12400			12400 CLARK		
CT3340			18000			18000 CLARK		
CT3440			28000			28000 CLARK		
CT3461 4			INDUSTRIAL APPLICATION					
CT4460 2			DRESSER					
HD4060			DRESSER CONVERTER					
HD4060P			DRESSER INDUSTRIAL					
HD4060PR			S 710					
HD4560			FUNK					
HD4560P			FUNK INDUSTRIAL					
HD4560PR			ZF					
HT70			ZF INDUSTRIAL					
HT740	777 CONV							
HT740								
HT740D								
HT740RS	777 CONV							
HT740RS								
HT741								
HT741RS	777 CONV							
HT741RS								
HT746								
HT746RS ATEC								
HT750								
HT750CRD								
HT750DR								
HT750DRD								
HT750DRRS	777 CONV							
HT754								
HT754CR								
HT754CRD								
MD3060								
MD3060P								

Any references to trademarks are for cross-reference purposes only. The majority of our gearing inventory is original equipment, however many numbers are not. Please call for clarification on an individual basis. The rebuilt units are primarily - and proudly - Weller rebuilt! The mailing of this sheet does not constitute an offer to sell.

PRICES SUBJECT TO CHANGE WITHOUT NOTICE

DIFFERENTIALS

MODEL	SERIES	CHR1	MODEL	SERIES	CHR1	MODEL	SERIES	CHR1
CAT			16244	2SPD	5.57/7.75	19121	REAR REAR/SINGLE	6.67
966C	STEER AXLE	3.33	16244	2SPD	6.14/8.54	19201	2SPD	4.33/5.90
988V	REAR REAR/SINGLE	3.75	16244	2SPD	6.17/8.58	19201	2SPD	4.88/6.64
992D	FRONT	4.07	16244	2SPD	6.50/9.04	19201	2SPD	5.43/7.39
992D	REAR REAR/SINGLE	4.07	16244	2SPD	6.57/9.13	19201	2SPD	6.14/8.36
D400	REAR REAR/SINGLE		16244	2SPD	7.17/9.97	19201	2SPD	6.71/9.14
V60B	REAR REAR/SINGLE	17.16	16247	2SPD	4.11/5.72	19221	2SPD	3.70/5.04
CLARK EQUIPMENT			16247	2SPD	4.56/6.34	19221	2SPD	4.11/5.60
1230	REAR REAR/SINGLE	5.12	16247	2SPD	4.88/6.78	19221	2SPD	4.33/5.90
1310	REAR REAR/SINGLE	6.83	16247	2SPD	5.14/7.16	19221	2SPD	4.56/6.21
1350	2SPD	5.83	16247	2SPD	5.29/7.36	19221	2SPD	4.88/6.64
1390	REAR REAR/SINGLE	3.89	16247	2SPD	5.57/7.75	19221	2SPD	5.43/7.39
1390	REAR REAR/SINGLE	4.63	16247	2SPD	6.14/8.54	19221	2SPD	6.17/8.40
1390	REAR REAR/SINGLE	5.29	16247	2SPD	6.17/8.58	19221	2SPD	6.67/9.08
1390	REAR REAR/SINGLE	6.33	16247	2SPD	6.50/9.04	19500	2SPD	4.88/6.64
1530	REAR REAR/SINGLE	5.14	16247	2SPD	6.57/9.13	22121	REAR REAR/SINGLE	3.90
1530	REAR REAR/SINGLE	6.50	16247	2SPD	7.17/9.97	22121	REAR REAR/SINGLE	4.11
1640	REAR REAR/SINGLE	6.33	16344	2SPD	5.57/7.75	22121	REAR REAR/SINGLE	4.33
1850	REAR REAR/SINGLE	5.42	17121	REAR REAR/SINGLE	3.70	22121	REAR REAR/SINGLE	4.63
2050	REAR REAR/SINGLE	5.43	17121	REAR REAR/SINGLE	4.11	22121	REAR REAR/SINGLE	4.88
2050	REAR REAR/SINGLE	6.57	17121	REAR REAR/SINGLE	4.33	22121	REAR REAR/SINGLE	5.29
1640F	FRONT	3.27	17121	REAR REAR/SINGLE	4.56	22121	REAR REAR/SINGLE	5.57
1640F	FRONT	6.33	17121	REAR REAR/SINGLE	4.88	22121	REAR REAR/SINGLE	6.17
BD50	REAR REAR/SINGLE	3.89	17121	REAR REAR/SINGLE	5.29	22121	REAR REAR/SINGLE	6.50
BD65	FRONT	3.27	17121	REAR REAR/SINGLE	5.57	22121	REAR REAR/SINGLE	7.17
BD90	REAR REAR/SINGLE	3.27	17121	REAR REAR/SINGLE	6.14	22127	REAR REAR/SINGLE	4.56
DRESSER			17121	REAR REAR/SINGLE	6.50	22127	REAR REAR/SINGLE	4.88
555			17121	REAR REAR/SINGLE	7.17	22221	2SPD	3.90/5.32
EATON/SPICER AXLE			17121	2SPD	3.70/5.05	22221	2SPD	4.11/5.61
1614	REAR REAR/SINGLE	7.17	17221	2SPD	4.11/5.61	22221	2SPD	4.63/6.31
1910	REAR REAR/SINGLE	5.43	17221	2SPD	4.33/5.91	22221	2SPD	4.88/6.65
2590	STEER AXLE	3.73	17221	2SPD	4.56/6.21	22221	2SPD	5.29/7.21
2590	STEER AXLE	4.25	17221	2SPD	4.88/6.65	22221	2SPD	5.57/7.60
13600	2SPD	6.33	17221	2SPD	5.29/7.21	22221	2SPD	6.17/8.40
13802	2SPD	5.83	17221	2SPD	5.57/7.60	22221	2SPD	6.50/8.86
15100	REAR REAR/SINGLE	5.83	17221	2SPD	6.14/8.38	22221	2SPD	7.17/9.77
15101	REAR REAR/SINGLE	6.17	17221	2SPD	6.50/8.86	23121	REAR REAR/SINGLE	3.07
15107	REAR REAR/SINGLE	6.17	17221	2SPD	6.57/8.96	23121	REAR REAR/SINGLE	3.55
15121	REAR REAR/SINGLE	6.33	17221	2SPD	7.17/9.77	23121	REAR REAR/SINGLE	3.70
15130	STEER AXLE	6.17	18121	2SPD	7.60/10.36	23121	REAR REAR/SINGLE	3.90
15201	2SPD	4.56/6.34	18121	REAR REAR/SINGLE	3.70	23121	REAR REAR/SINGLE	4.11
15201	2SPD	5.14/7.16	18121	REAR REAR/SINGLE	4.11	23121	REAR REAR/SINGLE	4.33
15201	2SPD	5.57/7.75	18121	REAR REAR/SINGLE	4.33	23121	REAR REAR/SINGLE	4.56
15201	2SPD	5.86/8.15	18121	REAR REAR/SINGLE	4.56	23121	REAR REAR/SINGLE	4.63
15201	2SPD	6.29/8.74	18121	REAR REAR/SINGLE	4.88	23121	REAR REAR/SINGLE	4.88
15201	2SPD	6.33/8.81	18121	REAR REAR/SINGLE	5.29	23121	REAR REAR/SINGLE	5.29
15221	2SPD	4.56/6.34	18121	REAR REAR/SINGLE	5.57	23121	REAR REAR/SINGLE	5.43
15221	2SPD	5.14/7.16	18121	REAR REAR/SINGLE	6.14	23121	REAR REAR/SINGLE	6.17
15221	2SPD	5.83/8.12	18121	REAR REAR/SINGLE	6.50	23121	REAR REAR/SINGLE	6.67
15221	2SPD	5.57/7.75	18121	REAR REAR/SINGLE	7.17	23123	REAR REAR/SINGLE	3.07
15221	2SPD	6.29/8.74	18121	REAR REAR/SINGLE	7.60	23123	REAR REAR/SINGLE	3.31
15221	2SPD	6.33/8.81	18127	STEER AXLE	4.11	23123	REAR REAR/SINGLE	3.69
15221	2SPD	5.86/8.15	18127	STEER AXLE	4.56	23123	REAR REAR/SINGLE	3.70
16121	REAR REAR/SINGLE	6.14	18127	STEER AXLE	4.88	23127	STEER AXLE	3.70
16121	REAR REAR/SINGLE	6.17	18127	STEER AXLE	5.29	23127	STEER AXLE	4.11
16121	REAR REAR/SINGLE	6.50	18127	STEER AXLE	5.57	23127	STEER AXLE	4.56
16121	REAR REAR/SINGLE	7.17	18127	STEER AXLE	6.14	23127	STEER AXLE	4.88
16121	REAR REAR/SINGLE	7.60	18127	STEER AXLE	6.50	23127	STEER AXLE	5.43
16121	REAR REAR/SINGLE	4.63	18127	STEER AXLE	7.17	23127	STEER AXLE	6.17
16121	REAR REAR/SINGLE	4.88	18221	STEER AXLE	7.60	23221	2SPD	3.70/5.04
16121	REAR REAR/SINGLE	5.57	18221	2SPD	3.70/5.05	23221	2SPD	3.90/5.32
16123	STEER AXLE	4.63	18221	2SPD	4.11/5.61	23221	2SPD	4.11/5.60
16144	REAR REAR/SINGLE	6.17	18221	2SPD	4.33/5.91	23221	2SPD	4.33/5.90
16199	REAR REAR/SINGLE	6.50	18221	2SPD	4.56/6.21	23221	2SPD	4.56/6.21
16221	2SPD	4.62/6.43	18221	2SPD	4.88/6.65	23221	2SPD	4.63/6.31
16221	2SPD	4.88/6.78	18221	2SPD	5.29/7.21	23221	2SPD	4.88/6.64
16221	2SPD	5.57/7.75	18221	2SPD	5.57/7.60	23221	2SPD	5.43/7.39
16221	2SPD	6.14/8.55	18221	2SPD	6.14/8.38	23221	2SPD	6.17/8.40
16221	2SPD	6.50/9.04	18221	2SPD	6.50/8.86	23221	2SPD	6.67/9.08
16221	2SPD	7.17/9.97	18221	2SPD	6.57/8.96	23427	2SPD	4.11
16221	2SPD	7.60/10.36	19121	2SPD	7.17/9.77	26121	REAR REAR/SINGLE	3.07
16244	2SPD	4.11/5.72	19121	2SPD	7.60/10.36	26121	REAR REAR/SINGLE	3.31
16244	2SPD	4.56/6.34	19121	REAR REAR/SINGLE	3.70	26121	REAR REAR/SINGLE	3.69
16244	2SPD	4.88/6.78	19121	REAR REAR/SINGLE	4.11	26121	REAR REAR/SINGLE	6.17
16244	2SPD	5.14/7.16	19121	REAR REAR/SINGLE	4.33	26221	2SPD	5.43/7.39
16244	2SPD	5.29/7.36	19121	REAR REAR/SINGLE	4.56	26221	2SPD	6.17
			19121	REAR REAR/SINGLE	4.88	33214	REAR REAR/SINGLE	4.33
			19121	REAR REAR/SINGLE	5.43	15040S	REAR REAR/SINGLE	3.36
			19121	REAR REAR/SINGLE	6.17	15040S	REAR REAR/SINGLE	3.55

Any references to trademarks are for cross-reference purposes only. The majority of our gearing inventory is original equipment, however many numbers are not. Please call for clarification on an individual basis. The rebuilt units are primarily - and proudly - Weller rebuilt! The mailing of this sheet does not constitute an offer to sell.

PRICES SUBJECT TO CHANGE WITHOUT NOTICE

DIFFERENTIALS

MODEL	SERIES	CHR1	MODEL	SERIES	CHR1	MODEL	SERIES	CHR1
15040S	REAR REAR/SINGLE	3.70	21065S	REAR REAR/SINGLE	4.11	34DT	2SPD FRONT	5.57/7.60
15040S	REAR REAR/SINGLE	3.90	21065S	REAR REAR/SINGLE	4.33	34DT	2SPD FRONT	6.14/8.38
15040S	REAR REAR/SINGLE	4.11	21065S	REAR REAR/SINGLE	4.63	34DT	2SPD FRONT	6.50/8.86
15040S	REAR REAR/SINGLE	4.33	21065S	REAR REAR/SINGLE	5.29	34DT	2SPD FRONT	7.17/9.77
15040S	REAR REAR/SINGLE	4.63	21065S	REAR REAR/SINGLE	5.57	34DT	2SPD FRONT	7.60/10.36
15040S	REAR REAR/SINGLE	4.88	21065S	REAR REAR/SINGLE	6.17	34RS	REAR REAR/SINGLE	3.70
15040S	REAR REAR/SINGLE	5.29	21065S	REAR REAR/SINGLE	6.50	34RS	REAR REAR/SINGLE	4.11
15040S	REAR REAR/SINGLE	5.57	21065T	2SPD	3.90/5.32	34RS	REAR REAR/SINGLE	4.33
15040S	REAR REAR/SINGLE	5.83	21065T	2SPD	4.63/6.31	34RS	REAR REAR/SINGLE	4.56
15040S	REAR REAR/SINGLE	6.17	21065T	2SPD	4.88/6.65	34RS	REAR REAR/SINGLE	4.88
15040S	REAR REAR/SINGLE	6.50	21065T	2SPD	5.29/7.21	34RS	REAR REAR/SINGLE	5.29
15040S	REAR REAR/SINGLE	7.17	21065T	2SPD	5.57/7.60	34RS	REAR REAR/SINGLE	5.57
15040T	2SPD	4.56/6.34	21065T	2SPD	6.17/8.41	34RS	REAR REAR/SINGLE	6.14
15040T	2SPD	5.14/7.16	21065T	2SPD	6.50/8.86	34RS	REAR REAR/SINGLE	6.50
15040T	2SPD	5.57/7.75	21065T	2SPD	7.17/9.77	34RS	REAR REAR/SINGLE	7.17
15040T	2SPD	5.86/8.15	21080D	REAR REAR/SINGLE	4.33	34RS	REAR REAR/SINGLE	7.60
15040T	2SPD	6.29/8.75	21080S	REAR REAR/SINGLE	6.17	35055P	2SPD LOCKED IN LOW	5.43/7.39
17100 3	STEER AXLE	4.88	22065S	REAR REAR/SINGLE	4.33	38DP	2SPD FRONT	3.70/5.05
18100 3	STEER AXLE	4.88	22065S	REAR REAR/SINGLE	4.88	38DP	2SPD FRONT	4.11/5.61
19050S	REAR REAR/SINGLE	3.36	22065T	2SPD	4.11	38DP	2SPD FRONT	4.33/5.91
19050S	REAR REAR/SINGLE	3.55	22065T	2SPD	7.17	38DP	2SPD FRONT	4.56/6.21
19050S	REAR REAR/SINGLE	3.70	23070S	REAR REAR/SINGLE	3.56	38DP	2SPD FRONT	4.88/6.65
19050S	REAR REAR/SINGLE	3.90	23070S	REAR REAR/SINGLE	4.11	38DP	2SPD FRONT	5.29/7.21
19050S	REAR REAR/SINGLE	4.11	23070S	REAR REAR/SINGLE	5.29	38DP	2SPD FRONT	5.57/7.60
19050S	REAR REAR/SINGLE	4.33	23070S	REAR REAR/SINGLE	5.83	38DP	2SPD FRONT	6.17/8.38
19050S	REAR REAR/SINGLE	4.63	23070S	REAR REAR/SINGLE	6.17	38DP	2SPD FRONT	6.50/8.86
19050S	REAR REAR/SINGLE	4.88	23070S	REAR REAR/SINGLE	6.50	38DP	2SPD FRONT	7.17/9.77
19050S	REAR REAR/SINGLE	5.29	23080P	2SPD LOCKED IN LOW	6.67/9.08	38DP	2SPD FRONT	7.60/10.36
19050S	REAR REAR/SINGLE	5.57	23080S	REAR REAR/SINGLE	3.08	38DS	FRONT	3.70
19050S	REAR REAR/SINGLE	5.83	23080S	REAR REAR/SINGLE	3.90	38DS	FRONT	4.11
19050S	REAR REAR/SINGLE	6.17	23080S	REAR REAR/SINGLE	4.11	38DS	FRONT	4.33
19050S	REAR REAR/SINGLE	6.50	23080S	REAR REAR/SINGLE	4.33	38DS	FRONT	4.56
19050S	REAR REAR/SINGLE	7.17	23080S	REAR REAR/SINGLE	4.63	38DS	FRONT	4.88
19050T	2SPD	4.56/6.34	23080S	REAR REAR/SINGLE	4.88	38DS	FRONT	5.29
19050T	2SPD	4.88/6.78	23080S	REAR REAR/SINGLE	5.29	38DS	FRONT	5.57
19050T	2SPD	5.29/7.35	23080S	REAR REAR/SINGLE	5.57	38DS	FRONT	6.14
19050T	2SPD	5.57/7.75	23085D	REAR REAR/SINGLE	4.11	38DS	FRONT	6.17
19050T	2SPD	6.14/8.55	23085P	2SPD LOCKED IN LOW	6.67/9.08	38DS	FRONT	6.50
19050T	2SPD	6.57/9.14	23085S	REAR REAR/SINGLE	4.30	38DS	FRONT	7.17
19050T	2SPD	7.17/9.97	23085S	REAR REAR/SINGLE	5.29	38DS	FRONT	7.60
19055S	REAR REAR/SINGLE	3.36	23105C	CONTROLLED TRACTION	3.90	38DS TORQUE PROP	POWER DIVIDER	
19055S	REAR REAR/SINGLE	3.70	23105C	CONTROLLED TRACTION	4.33	38DT	2SPD	3.70/5.05
19055S	REAR REAR/SINGLE	3.90	23105C	CONTROLLED TRACTION	4.63	38DT	2SPD FRONT	4.11/5.61
19055S	REAR REAR/SINGLE	4.11	23105C	CONTROLLED TRACTION	5.25	38DT	2SPD FRONT	4.33/5.91
19055S	REAR REAR/SINGLE	4.33	23105S	REAR REAR/SINGLE	3.08	38DT	2SPD FRONT	4.56/6.21
19055S	REAR REAR/SINGLE	4.63	23105S	REAR REAR/SINGLE	3.36	38DT	2SPD FRONT	4.88/6.65
19055S	REAR REAR/SINGLE	4.88	23105S	REAR REAR/SINGLE	3.70	38DT	2SPD FRONT	5.29/7.21
19055S	REAR REAR/SINGLE	5.29	23105S	REAR REAR/SINGLE	3.90	38DT	2SPD FRONT	5.57/7.60
19055S	REAR REAR/SINGLE	5.57	23105S	REAR REAR/SINGLE	4.33	38DT	2SPD FRONT	6.14/8.38
19055S	REAR REAR/SINGLE	5.83	23105S	REAR REAR/SINGLE	4.63	38DT	2SPD FRONT	6.50/8.86
19055S	REAR REAR/SINGLE	6.17	23105S	REAR REAR/SINGLE	5.25	38DT	2SPD FRONT	7.17/9.77
19055S	REAR REAR/SINGLE	6.50	23105S	REAR REAR/SINGLE	6.14	38DT	2SPD FRONT	7.60/10.36
19055S	REAR REAR/SINGLE	7.17	26085P	2SPD LOCKED IN LOW	6.67/9.08	38RP	2SPD LOCKED IN LOW	3.70/5.05
19055T	2SPD	3.90/5.32	26085T	2SPD	5.43/7.39	38RP	2SPD LOCKED IN LOW	4.11/5.61
19055T	2SPD	4.11/5.61	28MF	FRONT	6.50	38RP	2SPD LOCKED IN LOW	4.33/5.91
19055T	2SPD	4.33/5.91	30DS	FRONT	4.88	38RP	2SPD LOCKED IN LOW	4.56/6.21
19055T	2SPD	4.63/6.31	30DS	FRONT	6.50	38RP	2SPD LOCKED IN LOW	4.88/6.65
19055T	2SPD	4.88/6.65	30DS	FRONT	7.17	38RP	2SPD LOCKED IN LOW	5.29/7.21
19055T	2SPD	5.29/7.21	30DT	2SPD FRONT	5.57	38RP	2SPD LOCKED IN LOW	5.57/7.60
19055T	2SPD	5.57/7.60	30RS	REAR REAR/SINGLE	4.88	38RP	2SPD LOCKED IN LOW	6.17/8.38
19055T	2SPD	6.17/8.41	30RS	REAR REAR/SINGLE	6.50	38RP	2SPD LOCKED IN LOW	6.50/8.86
19055T	2SPD	6.50/8.86	30RS	REAR REAR/SINGLE	7.17	38RP	2SPD LOCKED IN LOW	7.17/9.77
19055T	2SPD	7.17/9.77	34DS	FRONT	3.70	38RP	2SPD LOCKED IN LOW	7.60/10.36
19060S	REAR REAR/SINGLE	3.36	34DS	FRONT	4.11	38RS	REAR REAR/SINGLE	3.70
19060S	REAR REAR/SINGLE	4.11	34DS	FRONT	4.33	38RS	REAR REAR/SINGLE	3.70
19060S	REAR REAR/SINGLE	4.78	34DS	FRONT	4.56	38RS	REAR REAR/SINGLE	4.11
19060S	REAR REAR/SINGLE	5.29	34DS	FRONT	4.88	38RS	REAR REAR/SINGLE	4.88
19060S	REAR REAR/SINGLE	6.17	34DS	FRONT	5.29	38RS	REAR REAR/SINGLE	4.88
19060S	REAR REAR/SINGLE	6.50	34DS	FRONT	5.57	38RS	REAR REAR/SINGLE	5.29
19060T	2SPD	6.57	34DS	FRONT	6.14	38RS	REAR REAR/SINGLE	5.57
21060S	REAR REAR/SINGLE	3.90	34DS	FRONT	6.17	38RS	REAR REAR/SINGLE	3.70
21060S	REAR REAR/SINGLE	4.11	34DS	FRONT	6.50	38RS	REAR REAR/SINGLE	4.11
21060S	REAR REAR/SINGLE	4.33	34DS	FRONT	7.17	38RS	REAR REAR/SINGLE	4.33
21060S	REAR REAR/SINGLE	4.63	34DS	FRONT	7.60	38RS	REAR REAR/SINGLE	4.56
21060S	REAR REAR/SINGLE	4.88	34DT	2SPD FRONT	3.70/5.05	38RS	REAR REAR/SINGLE	4.88
21060S	REAR REAR/SINGLE	5.57	34DT	2SPD FRONT	4.11/5.61	38RS	REAR REAR/SINGLE	5.29
21060S	REAR REAR/SINGLE	6.17	34DT	2SPD FRONT	4.33/5.91	38RS	REAR REAR/SINGLE	5.57
21060S	REAR REAR/SINGLE	6.50	34DT	2SPD FRONT	4.56/6.21	38RS	REAR REAR/SINGLE	6.14
21065S	REAR REAR/SINGLE	3.36	34DT	2SPD FRONT	4.88/6.65	38RS	REAR REAR/SINGLE	6.17
21065S	REAR REAR/SINGLE	3.90	34DT	2SPD FRONT	5.29/7.21	38RS	REAR REAR/SINGLE	6.50

Any references to trademarks are for cross-reference purposes only. The majority of our gearing inventory is original equipment, however many numbers are not. Please call for clarification on an individual basis. The rebuilt units are primarily - and proudly - Weller rebuilt! The mailing of this sheet does not constitute an offer to sell.

PRICES SUBJECT TO CHANGE WITHOUT NOTICE

DIFFERENTIALS

MODEL	SERIES	CHR1	MODEL	SERIES	CHR1	MODEL	SERIES	CHR1
38RS	REAR REAR/SINGLE	7.17	DS400	FRONT	4.33	DS461	FRONT WITH PUMP	3.90
38RS	REAR REAR/SINGLE	7.60	DS400	FRONT	4.56	DS461	FRONT WITH PUMP	3.91
38RT	2SPD	3.70/5.05	DS400	FRONT	4.88	DS461	FRONT WITH PUMP	4.11
38RT	2SPD	4.11/5.61	DS400	FRONT	5.29	DS461	FRONT WITH PUMP	4.33
38RT	2SPD	4.33/5.91	DS400	FRONT	5.57	DS461	FRONT WITH PUMP	4.56
38RT	2SPD	4.56/6.21	DS400	FRONT	6.14	DS461	FRONT WITH PUMP	4.11
38RT	2SPD	4.88/6.65	DS400	FRONT	6.50	DS461	FRONT WITH PUMP	4.11
38RT	2SPD	5.29/7.21	DS400	FRONT	7.17	DS461	FRONT WITH PUMP	4.11
38RT	2SPD	5.57/7.60	DS401	FRONT	3.08	DS461	FRONT WITH PUMP	4.11
38RT	2SPD	6.14/8.38	DS401	FRONT	3.25	DS461	FRONT WITH PUMP	4.11
38RT	2SPD	6.50/8.86	DS401	FRONT	3.36	DS461	FRONT WITH PUMP	4.11
38RT	2SPD	7.17/9.77	DS401	FRONT	3.55	DS461	FRONT WITH PUMP	4.11
38RT	2SPD	7.60/10.36	DS401	FRONT	3.70	DS461	FRONT WITH PUMP	4.11
44DS	FRONT WITH PUMP	4.11	DS401	FRONT	3.90	DS461	FRONT WITH PUMP	4.11
44DS	FRONT WITH PUMP	4.56	DS401	FRONT	4.11	DS461	FRONT WITH PUMP	4.11
44DS	FRONT WITH PUMP	4.88	DS401	FRONT	4.33	DS461	FRONT WITH PUMP	5.29
44DS	P/D PUMP		DS401	FRONT	4.56	DS461	FRONT WITH PUMP	5.43
44RS	REAR REAR/SINGLE	4.11	DS401	FRONT	4.88	DS461	FRONT WITH PUMP	6.50
44RS	REAR REAR/SINGLE	4.56	DS401	FRONT	5.29	DS462	SEE DS461	
44RS	REAR REAR/SINGLE	4.88	DS401	FRONT	5.57	DS480	FRONT WITH PUMP	4.33
44RSM	REAR REAR/SINGLE	6.17	DS401	FRONT	6.14	DS480	FRONT WITH PUMP	4.56
DC402	FRONT W/ PUMP&TRAC CONTROL	3.54	DS401	FRONT	6.50	DS480	FRONT WITH PUMP	4.63
DC402	FRONT W/ PUMP&TRAC CONTROL	3.70	DS401	FRONT	7.17	DS480	FRONT WITH PUMP	4.89
DC402	FRONT W/ PUMP&TRAC CONTROL	3.90	DS401P	FRONT WITH PUMP	ALL RATIOS	DS480	FRONT WITH PUMP	5.43
DC402	FRONT W/ PUMP&TRAC CONTROL	4.11	DS402	FRONT	3.08	DS480	FRONT WITH PUMP	5.43 REV/CUT
DC402	FRONT W/ PUMP&TRAC CONTROL	4.33	DS402	FRONT	3.25	DSH40P	FRONT WITH PUMP	3.70
DC402	FRONT W/ PUMP&TRAC CONTROL	4.56	DS402	FRONT	3.36	DT340	2SPD FRONT	4.11/5.61
DC402	FRONT W/ PUMP&TRAC CONTROL	4.88	DS402	FRONT	3.55	DT340	2SPD FRONT	4.56/6.21
DC402P	FRONT W/ PUMP&TRAC CONTROL	4.88	DS402	FRONT	3.70	DT340	2SPD FRONT	5.57/7.60
DC451P	FRONT W/ PUMP&TRAC CONTROL	4.56	DS402	FRONT	3.90	DT380	2SPD FRONT	4.11/5.61
DC4616P	FRONT W/ PUMP&TRAC CONTROL	4.33	DS402	FRONT	4.11	DT380	2SPD FRONT	4.56/6.21
DC4616P	FRONT W/ PUMP&TRAC CONTROL	4.11	DS402	FRONT	4.33	DT380	2SPD FRONT	5.57/7.60
DC461P	FRONT W/ PUMP&TRAC CONTROL	4.11	DS402	FRONT	4.56	DT386P	2SPD PUMP	5.57/7.60
DC461P	FRONT W/ PUMP&TRAC CONTROL	4.33	DS402	FRONT	4.88	DT401	2SPD FRONT	3.55/4.85
DC461P	FRONT W/ PUMP&TRAC CONTROL	4.56	DS402	FRONT	5.29	DT401	2SPD FRONT	4.56/6.21
DC521P	FRONT W/ PUMP&TRAC CONTROL	4.33	DS402	FRONT	5.57	DT402	2SPD FRONT	3.55/4.85
DD404	FRONT	3.90	DS402	FRONT	6.14	DT402	2SPD PUMP	3.70/5.05
DD404	FRONT	3.90	DS402	FRONT	6.50	DT402	2SPD FRONT	3.90/5.32
DD404	FRONT	4.11	DS402	FRONT	7.17	DT402	2SPD FRONT	5.29/7.21
DD405	FRONT	4.63	DS402P	FRONT WITH PUMP	ALL RATIOS	DT440P	2SPD FRONT W/PUMP	4.33/5.90
DD405	FRONT	5.29	DS404	FRONT	2.64	DT440P	2SPD FRONT W/PUMP	4.56/6.21
DD405P	FRONT WITH PUMP	5.29	DS404	FRONT	2.85	DT461P	2SPD FRONT W/PUMP	3.70/5.04
DD461P	FRONT WITH PUMP	3.90	DS404	FRONT	3.08	DT461P	2SPD FRONT W/PUMP	4.11/5.60
DD461P	FRONT WITH PUMP	4.11	DS404	FRONT	3.25	DT461P	2SPD FRONT W/PUMP	4.33/5.90
DD461P	FRONT WITH PUMP	4.33	DS404	FRONT	3.36	DT461P	2SPD FRONT W/PUMP	4.56/6.20
DD461P	FRONT WITH PUMP	4.56	DS404	FRONT	3.55	DT461P	2SPD FRONT W/PUMP	4.88/6.64
DP402	FRONT LOCKED IN LOW	(3.70)/5.05	DS404	FRONT	3.70	RC402	REAR REAR/SINGLE	3.90
DP402	FRONT LOCKED IN LOW	(3.55)/4.83	DS404	FRONT	3.90	RC402	REAR REAR/SINGLE	4.11
DP402	FRONT LOCKED IN LOW	(3.90)/5.32	DS404	FRONT	3.91	RC402	REAR REAR/SINGLE	4.33
DP402	FRONT LOCKED IN LOW	(4.33)/5.91	DS404	FRONT	4.11	RC402	REAR REAR/SINGLE	4.88
DP402P	FRONT WITH PUMP	(3.90)/5.32	DS404	FRONT	4.33	RC461	REAR REAR/SINGLE	3.70
DP451P	2SPD PUMP	(3.90)/5.32	DS404	FRONT	4.63	RC461	REAR REAR/SINGLE	3.90
DS340	FRONT	3.70	DS404	FRONT	4.88	RC461	REAR REAR/SINGLE	4.11
DS340	FRONT	3.90	DS404	FRONT	5.29	RC461	REAR REAR/SINGLE	4.33
DS340	FRONT	4.11	DS404	FRONT	5.57	RC461	REAR REAR/SINGLE	4.56
DS340	FRONT	4.33	DS404	FRONT	6.17	RC461	REAR REAR/SINGLE	4.88
DS340	FRONT	4.56	DS404	FRONT	6.50	RC480	REAR REAR/SINGLE	3.70
DS340	FRONT	4.88	DS404P	FRONT WITH PUMP	ALL RATIOS	RC480	REAR REAR/SINGLE	4.33
DS340	FRONT	5.29	DS440	FRONT WITH PUMP	3.90	RC480	REAR REAR/SINGLE	6.17
DS340	FRONT	5.57	DS440	FRONT WITH PUMP	4.33	RC521	REAR REAR/SINGLE	4.11
DS340	FRONT	6.14	DS440	FRONT WITH PUMP	4.63	RC521	REAR REAR/SINGLE	4.33
DS340	FRONT	6.50	DS451	FRONT	3.08	RD344	REAR REAR/SINGLE	5.57
DS340	FRONT	7.17	DS451	FRONT	3.25	RD404	REAR REAR/SINGLE	3.70
DS341	SEE DS402		DS451	FRONT	3.36	RD404	REAR REAR/SINGLE	3.90
DS380	FRONT	3.70	DS451	FRONT	3.55	RD404	REAR REAR/SINGLE	4.11
DS380	FRONT	3.90	DS451	FRONT	3.70	RD404	REAR REAR/SINGLE	4.30
DS380	FRONT	4.11	DS451	FRONT	3.90	RD404	REAR REAR/SINGLE	4.33
DS380	FRONT	4.33	DS451	FRONT	4.11	RD404	REAR REAR/SINGLE	4.63
DS380	FRONT	4.56	DS451	FRONT	4.33	RD404	REAR REAR/SINGLE	4.88
DS380	FRONT	4.88	DS451	FRONT	4.56	RD405	REAR REAR/SINGLE	3.90
DS380	FRONT	5.29	DS451	FRONT	4.88	RD405	REAR REAR/SINGLE	5.29
DS380	FRONT	5.57	DS451	FRONT	5.29	RD461	REAR REAR/SINGLE	4.11
DS380	FRONT	6.14	DS451	FRONT	5.57	RD461	REAR REAR/SINGLE	4.33
DS380	FRONT	6.50	DS451	FRONT	6.14	RD461	REAR REAR/SINGLE	4.56
DS380	FRONT	7.17	DS451	FRONT	6.50	RP401	2SPD LOCKED IN LOW	(3.55)/4.83
DS381	SEE DS402		DS451	FRONT	7.17	RP402	2SPD LOCKED IN LOW	(3.55)/4.85
DS386P	FRONT WITH PUMP	5.57	DS451P	FRONT WITH PUMP	ALL RATIOS	RP451	2SPD LOCKED IN LOW	(3.55)/4.85
DS400	FRONT	3.70	DS454	SEE DS404		RP461	2SPD LOCKED IN LOW	3.70/5.04
DS400	FRONT	3.90	DS460	SEE DS480		RP461	2SPD LOCKED IN LOW	3.90/5.32
DS400	FRONT	4.11	DS461	FRONT WITH PUMP	3.70	RP461	2SPD LOCKED IN LOW	4.11/5.60

Any references to trademarks are for cross-reference purposes only. The majority of our gearing inventory is original equipment, however many numbers are not. Please call for clarification on an individual basis. The rebuilt units are primarily - and proudly - Weller rebuilt! The mailing of this sheet does not constitute an offer to sell.
 PRICES SUBJECT TO CHANGE WITHOUT NOTICE

DIFFERENTIALS

MODEL	SERIES	CHR1	MODEL	SERIES	CHR1	MODEL	SERIES	CHR1
RP461	2SPD LOCKED IN LOW	4.33/5.90	RT401	SEE RT402		M220T	2SPD	5.29/7.21
RP461	2SPD LOCKED IN LOW	4.56/6.20	RT402	2SPD	3.70/5.05	M220T	2SPD	5.57/7.60
RP461	2SPD LOCKED IN LOW	4.88/6.64	RT402	2SPD	3.90/5.32	M220T	2SPD	6.14/8.38
RP461	2SPD LOCKED IN LOW	5.43/7.39	RT402	2SPD	4.33/5.91	M230T	2SPD	5.29/7.21
RP461	2SPD LOCKED IN LOW	6.17/8.40	RT402	2SPD	5.29/7.21	M5	REAR REAR/SINGLE	7.17
RP461	2SPD LOCKED IN LOW	6.67/9.08	RT451	2SPD	4.88/6.65	N175	REAR REAR/SINGLE	5.11
RP580	2SPD LOCKED IN LOW	4.56/6.21	RT461	2SPD	3.70/5.04	N190	REAR REAR/SINGLE	4.78
RP650	2SPD LOCKED IN LOW	5.43/7.39	RT461	2SPD	3.90/5.32	N190	REAR REAR/SINGLE	4.78
RS340	SEE RS380		RT461	2SPD	4.33/5.90	N190S	REAR REAR/SINGLE	6.50
RS344	REAR REAR/SINGLE	3.55	RT461	2SPD	4.56/6.20	N400	SEE RA14GDC	
RS344	REAR REAR/SINGLE	5.57	RT461	2SPD	5.43/7.39	RA14ADB	REAR REAR/SINGLE	4.10
RS380	REAR REAR/SINGLE	3.55	TA267	REAR REAR/SINGLE	4.71	RA14ADB	REAR REAR/SINGLE	4.44
RS380	REAR REAR/SINGLE	3.70	TP480	2SPD FRONT	5.43	RA14ADB	REAR REAR/SINGLE	4.78
RS380	REAR REAR/SINGLE	3.90	TP650	2SPD FRONT	3.70/6.05	RA14ADB	REAR REAR/SINGLE	6.50
RS380	REAR REAR/SINGLE	4.11	TP650	2SPD FRONT	3.90/5.31	RA14ADCR	REAR REAR/SINGLE	4.44
RS380	REAR REAR/SINGLE	4.33				RA14ADCR	REAR REAR/SINGLE	4.78
RS380	REAR REAR/SINGLE	4.56				RA14ADCR	REAR REAR/SINGLE	5.38
RS380	REAR REAR/SINGLE	4.88				RA14ADD	REAR REAR/SINGLE	4.78
RS380	REAR REAR/SINGLE	5.29				RA14GDAF	FRONT	3.42
RS380	REAR REAR/SINGLE	5.57				RA14GDAF	FRONT	4.44
RS380	REAR REAR/SINGLE	6.14				RA14GDAF	FRONT	4.78
RS380	REAR REAR/SINGLE	6.50				RA14GDAF	FRONT	5.11
RS380	REAR REAR/SINGLE	7.17				RA14GDAR	REAR REAR/SINGLE	4.78
RS381	SEE RS402	3.55				RA14GDAR	REAR REAR/SINGLE	5.11
RS400	SEE RS380					RA14GDAR	REAR REAR/SINGLE	5.38
RS401	SEE RS402					RA14GDCF	FRONT	3.06
RS402	REAR REAR/SINGLE	3.08				RA14GDCF	FRONT	3.21
RS402	REAR REAR/SINGLE	3.25				RA14GDCF	FRONT	3.42
RS402	REAR REAR/SINGLE	3.36				RA14GDCF	FRONT	3.54
RS402	REAR REAR/SINGLE	3.55				RA14GDCF	FRONT	3.73
RS402	REAR REAR/SINGLE	3.70				RA14GDCF	FRONT	3.91
RS402	REAR REAR/SINGLE	3.90				RA14GDCF	FRONT	4.10
RS402	REAR REAR/SINGLE	4.11				RA14GDCF	FRONT	4.44
RS402	REAR REAR/SINGLE	4.33				RA14GDCF	FRONT	4.78
RS402	REAR REAR/SINGLE	4.56				RA14GDCF	FRONT	5.11
RS402	REAR REAR/SINGLE	4.88				RA14GDCF	FRONT	5.38
RS402	REAR REAR/SINGLE	5.29				RA14GDCF	FRONT	5.63
RS402	REAR REAR/SINGLE	5.57				RA14GDCR	REAR REAR/SINGLE	3.06
RS402	REAR REAR/SINGLE	6.14				RA14GDCR	REAR REAR/SINGLE	3.21
RS402	REAR REAR/SINGLE	6.50				RA14GDCR	REAR REAR/SINGLE	3.42
RS402	REAR REAR/SINGLE	7.17				RA14GDCR	REAR REAR/SINGLE	3.54
RS404	REAR REAR/SINGLE	2.64				RA14GDCR	REAR REAR/SINGLE	3.73
RS404	REAR REAR/SINGLE	2.85				RA14GDCR	REAR REAR/SINGLE	3.91
RS404	REAR REAR/SINGLE	3.08				RA14GDCR	REAR REAR/SINGLE	4.10
RS404	REAR REAR/SINGLE	3.25				RA14GDCR	REAR REAR/SINGLE	4.44
RS404	REAR REAR/SINGLE	3.36				RA14GDCR	REAR REAR/SINGLE	4.78
RS404	REAR REAR/SINGLE	3.55				RA14GDCR	REAR REAR/SINGLE	5.11
RS404	REAR REAR/SINGLE	3.70				RA14GDCR	REAR REAR/SINGLE	5.38
RS404	REAR REAR/SINGLE	3.90				RA14GDCR	REAR REAR/SINGLE	5.63
RS404	REAR REAR/SINGLE	4.11				RA14GDCR	REAR REAR/SINGLE	6.14
RS404	REAR REAR/SINGLE	4.33				RA14GDCR	REAR REAR/SINGLE	6.50
RS404	REAR REAR/SINGLE	4.63				RA15	REAR REAR/SINGLE	6.17
RS404	REAR REAR/SINGLE	4.88				RA192	2SPD	5.29
RS404	REAR REAR/SINGLE	5.29				RA192	2SPD	5.57/7.60
RS404	REAR REAR/SINGLE	5.57				RA197	2SPD	4.88
RS404	REAR REAR/SINGLE	6.17				RA197	2SPD	5.43
RS404	REAR REAR/SINGLE	6.50				RA197	2SPD	6.67
RS405	SEE RS404					RA197	2SPD	6.71
RS440	REAR REAR/SINGLE	4.11				RA20	REAR REAR/SINGLE	4.30
RS440	REAR REAR/SINGLE	4.63				RA20	REAR REAR/SINGLE	4.88
RS440	REAR REAR/SINGLE	5.29				RA29	REAR REAR/SINGLE	5.57
RS451	REAR REAR/SINGLE	4.11				RA30	REAR REAR/SINGLE	5.29
RS451	REAR REAR/SINGLE	4.33				RA30	REAR REAR/SINGLE	5.38
RS451	REAR REAR/SINGLE	4.56				RA30	REAR REAR/SINGLE	6.17
RS451	REAR REAR/SINGLE	4.88				RA30	REAR REAR/SINGLE	6.67
RS451	REAR REAR/SINGLE	5.29				RA30	REAR REAR/SINGLE	7.17
RS460	REAR REAR/SINGLE	4.11				RA341F	FRONT	7.17
RS460	REAR REAR/SINGLE	4.63				RA341F	FRONT	7.80
RS461	REAR REAR/SINGLE	3.70				RA341R	REAR REAR/SINGLE	5.57
RS461	REAR REAR/SINGLE	3.90				RA341R	REAR REAR/SINGLE	6.50
RS461	REAR REAR/SINGLE	4.11				RA341R	REAR REAR/SINGLE	7.17
RS461	REAR REAR/SINGLE	4.33				RA351F	SEE RA355F	
RS461	REAR REAR/SINGLE	4.56				RA351R	SEE RA355R	
RS461	REAR REAR/SINGLE	5.43				RA355F	FRONT	3.54
RS461	REAR REAR/SINGLE	6.17				RA355F	FRONT	3.73
RS461	REAR REAR/SINGLE	6.50				RA355F	FRONT	3.91
RS480	REAR REAR/SINGLE	3.70				RA355F	FRONT	4.10
RS480	REAR REAR/SINGLE	4.11				RA355F	FRONT	4.44
RS480	STEER AXLE	5.43				RA355F	FRONT	4.78
RT380	2SPD	5.57/7.60	M220T	2SPD	4.56/6.21	RA355F	FRONT	5.38
			M220T	2SPD	4.89/6.66			

FWD

GMC

HUFF

IHC/DANA

Any references to trademarks are for cross-reference purposes only. The majority of our gearing inventory is original equipment, however many numbers are not. Please call for clarification on an individual basis. The rebuilt units are primarily - and proudly - Weller rebuilt! The mailing of this sheet does not constitute an offer to sell.

PRICES SUBJECT TO CHANGE WITHOUT NOTICE

DIFFERENTIALS

MODEL	SERIES	CHR1	MODEL	SERIES	CHR1	MODEL	SERIES	CHR1
RA355F	FRONT	6.14	RA474R	REAR REAR/SINGLE	6.14	CRD113	REAR REAR/SINGLE	5.13
RA355F	FRONT	6.57	RA474R	REAR REAR/SINGLE	6.57	CRD113	REAR REAR/SINGLE	6.34
RA355F	FRONT	7.17	RA474R	REAR REAR/SINGLE	7.17	CRD113	REAR REAR/SINGLE	6.56
RA355F	FRONT	8.17	RA475F	FRONT	4.78	CRD117	REAR REAR/SINGLE	3.71
RA355R	REAR REAR/SINGLE	3.54	RA475F	FRONT	5.38	CRD117	REAR REAR/SINGLE	4.00
RA355R	REAR REAR/SINGLE	3.73	RA475R	REAR REAR/SINGLE	4.78	CRD117	REAR REAR/SINGLE	4.25
RA355R	REAR REAR/SINGLE	3.91	RA475R	REAR REAR/SINGLE	5.38	CRD117	REAR REAR/SINGLE	4.62
RA355R	REAR REAR/SINGLE	4.10	RA57	REAR REAR/SINGLE	3.73	CRD117	REAR REAR/SINGLE	4.88
RA355R	REAR REAR/SINGLE	4.44	RA57	REAR REAR/SINGLE	4.10	CRD117	REAR REAR/SINGLE	5.78
RA355R	REAR REAR/SINGLE	4.78	RA57	REAR REAR/SINGLE	5.38	CRD117	REAR REAR/SINGLE	7.48
RA355R	REAR REAR/SINGLE	5.38	RA57	REAR REAR/SINGLE	6.57	CRD1181	REAR REAR/SINGLE	4.99
RA355R	REAR REAR/SINGLE	6.14	RA57	REAR REAR/SINGLE	7.17	CRD200	FRONT	4.73
RA355R	REAR REAR/SINGLE	6.57	S135	REAR REAR/SINGLE	2.81	CRD201	REAR REAR/SINGLE	4.35
RA355R	REAR REAR/SINGLE	7.17	S135	REAR REAR/SINGLE	2.92	CRD201	REAR REAR/SINGLE	4.73
RA355R	REAR REAR/SINGLE	8.17	S135	REAR REAR/SINGLE	3.07	CRD201	REAR REAR/SINGLE	5.02
RA36	REAR REAR/SINGLE	4.44	S135	REAR	3.21	CRD203	REAR REAR/SINGLE	4.35
RA36	REAR REAR/SINGLE	4.78	S135	REAR REAR/SINGLE	3.38	CRD203	REAR REAR/SINGLE	4.73
RA39	REAR REAR/SINGLE	4.33	S135	REAR REAR/SINGLE	3.54	CRD92	FRONT	3.65
RA39	REAR REAR/SINGLE	4.78	S135	REAR REAR/SINGLE	3.73	CRD92	FRONT	3.87
RA39	REAR REAR/SINGLE	5.57	S135	REAR REAR/SINGLE	4.10	CRD92	FRONT	4.17
RA39	REAR REAR/SINGLE	6.50	S135	REAR REAR/SINGLE	4.38	CRD92	FRONT	4.42
RA39	REAR REAR/SINGLE	7.17	S135	REAR REAR/SINGLE	4.44	CRD92	FRONT	4.50
RA42	SEE RA47		S135	REAR REAR/SINGLE	4.78	CRD92	FRONT	4.64
RA44	SEE RA47		S135	REAR REAR/SINGLE	4.88	CRD92	FRONT	4.76
RA47	REAR REAR/SINGLE	3.54	S135	REAR REAR/SINGLE	5.13	CRD92	FRONT	5.02
RA47	REAR REAR/SINGLE	3.73	S135	REAR REAR/SINGLE	5.38	CRD92	FRONT	5.13
RA47	REAR REAR/SINGLE	3.91	S135	REAR REAR/SINGLE	6.43	CRD92	FRONT	5.32
RA47	REAR REAR/SINGLE	4.10	S135	REAR REAR/SINGLE	7.17	CRD92	FRONT	5.55
RA47	REAR REAR/SINGLE	4.44	S150	REAR REAR/SINGLE	3.54	CRD92	FRONT	5.73
RA47	REAR REAR/SINGLE	4.78	S150	REAR REAR/SINGLE	3.73	CRD92	FRONT	5.88
RA47	REAR REAR/SINGLE	5.11	S150	REAR REAR/SINGLE	4.88	CRD92	FRONT	6.06
RA47	REAR REAR/SINGLE	5.38	S230	REAR REAR/SINGLE	3.07	CRD92	FRONT	6.34
RA47	REAR REAR/SINGLE	5.63	S230	REAR REAR/SINGLE	3.21	CRD92	FRONT	6.56
RA47	REAR REAR/SINGLE	6.14	S230	REAR REAR/SINGLE	4.78	CRD93	REAR REAR/SINGLE	3.65
RA47	REAR REAR/SINGLE	6.57	S230SL	REAR REAR/SINGLE	3.07	CRD93	REAR REAR/SINGLE	3.87
RA47	REAR REAR/SINGLE	7.17	S230SL	REAR REAR/SINGLE	4.78	CRD93	REAR REAR/SINGLE	4.17
RA47	REAR REAR/SINGLE	8.17	S400F	FRONT	2.81	CRD93	REAR REAR/SINGLE	4.42
RA472F	FRONT	3.54	S400F	FRONT	2.92	CRD93	REAR REAR/SINGLE	4.50
RA472F	FRONT	3.73	S400F	FRONT	3.07	CRD93	REAR	4.64
RA472F	FRONT	3.91	S400F	FRONT	3.73	CRD93	REAR REAR/SINGLE	4.76
RA472F	FRONT	4.10	S400F	FRONT	3.91	CRD93	REAR REAR/SINGLE	5.02
RA472F	FRONT	4.44	S400F	FRONT	4.10	CRD93	REAR REAR/SINGLE	5.13
RA472F	FRONT	4.78	S400F	FRONT	4.44	CRD93	REAR REAR/SINGLE	5.32
RA472F	FRONT	5.11	S400R	REAR REAR/SINGLE	2.92	CRD93	REAR REAR/SINGLE	5.55
RA472F	FRONT	5.38	S400R	REAR REAR/SINGLE	3.73	CRD93	REAR REAR/SINGLE	5.73
RA472F	FRONT	5.63	S400R	REAR REAR/SINGLE	4.10	CRD93	REAR REAR/SINGLE	6.06
RA472F	FRONT	6.14	S400R	REAR REAR/SINGLE	4.44	CRD93	REAR REAR/SINGLE	6.34
RA472F	FRONT	6.57	S400R	REAR REAR/SINGLE	4.78	CRD93	REAR REAR/SINGLE	6.56
RA472F	FRONT	7.17	S400R	REAR REAR/SINGLE	5.11	CRD93A	REAR REAR/SINGLE	4.17
RA472F	FRONT	8.17	S400R	REAR REAR/SINGLE	5.38	CRD93A	REAR REAR/SINGLE	5.32
RA472R	REAR REAR/SINGLE	3.54	W230S	REAR REAR/SINGLE	3.91	CRD95	FRONT	9.10
RA472R	REAR REAR/SINGLE	3.73	W230S	REAR REAR/SINGLE	4.10	CRD96	REAR REAR/SINGLE	6.73
RA472R	REAR REAR/SINGLE	3.91	W230S	REAR REAR/SINGLE	4.78	CRD96	REAR REAR/SINGLE	7.58
RA472R	REAR REAR/SINGLE	4.10	W230S	REAR REAR/SINGLE	6.14	CRDP112	FRONT	4.17
RA472R	REAR REAR/SINGLE	4.44				CRDP112	FRONT	4.50
RA472R	REAR REAR/SINGLE	4.78				CRDP112	FRONT	4.64
RA472R	REAR REAR/SINGLE	5.11				CRDP112	FRONT	5.02
RA472R	REAR REAR/SINGLE	5.38	ISUZU	REAR REAR/SINGLE	3.54	CRDP112	FRONT	5.32
RA472R	REAR REAR/SINGLE	5.63	ISUZU	REAR REAR/SINGLE	5.57	CRDP200	FRONT	4.35
RA472R	REAR REAR/SINGLE	6.14	ISUZU	REAR REAR/SINGLE	7.17	CRDP202	FRONT	4.73
RA472R	REAR REAR/SINGLE	6.57	RO36	REAR REAR/SINGLE	4.56	CRDP202	FRONT	8.37
RA472R	REAR REAR/SINGLE	7.17	RO36	REAR REAR/SINGLE	5.13	CRDP92	FRONT	3.87
RA472R	REAR REAR/SINGLE	8.17	RO36	REAR REAR/SINGLE	5.38	CRDP92	FRONT	4.17
RA474F	FRONT	3.54	RO36	REAR REAR/SINGLE	5.57	CRDP92	FRONT	4.42
RA474F	FRONT	3.73	RO36	REAR REAR/SINGLE	5.86	CRDP92	FRONT	4.50
RA474F	FRONT	3.91	RO36	REAR REAR/SINGLE	6.14	CRDP92	FRONT	4.64
RA474F	FRONT	4.10				CRDP92	FRONT	5.02
RA474F	FRONT	4.44				CRDP92	FRONT	5.13
RA474F	FRONT	4.78				CRDP92	FRONT	5.32
RA474F	FRONT	5.38				CRDP92	FRONT	5.55
RA474F	FRONT	6.14				CRDP92	FRONT	5.73
RA474F	FRONT	6.57				CRDP92	FRONT	6.06
RA474F	FRONT	7.17				CRDP92	FRONT	6.56
RA474R	REAR REAR/SINGLE	3.54	CRD112	FRONT	4.17	CRDP95	FRONT	5.88
RA474R	REAR REAR/SINGLE	3.73	CRD112	FRONT	5.02	CRDP95	FRONT	6.73
RA474R	REAR REAR/SINGLE	3.91	CRD112	FRONT	5.13	CRDP95	FRONT	7.58
RA474R	REAR REAR/SINGLE	4.10	CRD113	REAR REAR/SINGLE	4.17	CRDP95	FRONT	8.27
RA474R	REAR REAR/SINGLE	4.44	CRD113	REAR REAR/SINGLE	4.50	CRDP95	FRONT	10.11
RA474R	REAR REAR/SINGLE	4.78	CRD113	REAR REAR/SINGLE	4.64	CRDPC202	FRONT	4.35
RA474R	REAR REAR/SINGLE	5.38	CRD113	REAR REAR/SINGLE	5.02	CRDPC92	FRONT	4.42

ISUZU

JOHN DEERE

MACK

Any references to trademarks are for cross-reference purposes only. The majority of our gearing inventory is original equipment, however many numbers are not. Please call for clarification on an individual basis. The rebuilt units are primarily - and proudly - Weller rebuilt! The mailing of this sheet does not constitute an offer to sell.
 PRICES SUBJECT TO CHANGE WITHOUT NOTICE

DIFFERENTIALS

MODEL	SERIES	CHR1	MODEL	SERIES	CHR1	MODEL	SERIES	CHR1
MERITOR (ROCKWELL)			L145	REAR REAR/SINGLE	7.20	RD20145	FRONT	3.73
58470	REAR REAR/SINGLE	4.13	L145	REAR REAR/SINGLE	7.80	RD20145	FRONT	3.90
59620	REAR REAR/SINGLE	4.13	L165	REAR REAR/SINGLE	7.17	RD20145	FRONT	3.91
59700	REAR REAR/SINGLE	4.10	L245	DOUBLE REDUCTION	5.96	RD20145	FRONT	4.10
59700	REAR REAR/SINGLE	4.56	L245	DOUBLE REDUCTION	6.00/7.61	RD20145	FRONT	4.11
59700	REAR REAR/SINGLE	5.13	L245	DOUBLE REDUCTION	8.11	RD20145	FRONT	4.30
59700	REAR REAR/SINGLE	5.38	L245	DOUBLE REDUCTION	8.78	RD20145	FRONT	4.33
76743	REAR REAR/SINGLE	8.46	L245	DOUBLE REDUCTION	9.76	RD20145	FRONT	4.56
3200W1219	REAR REAR/SINGLE	4.63	L300	2SPD	6.00/7.27	RD20145	FRONT	4.63
C100	REAR REAR/SINGLE	4.11	P174	REAR REAR/SINGLE	4.88	RD20145	FRONT	4.88
C100	REAR REAR/SINGLE	4.33	PR160	REAR REAR/SINGLE	6.50	RD20145	FRONT	5.29
C102	REAR REAR/SINGLE	4.11	PR401	REAR REAR/SINGLE	6.17	RD20145	FRONT	5.86
C102	REAR REAR/SINGLE	4.56	PR50	REAR REAR/SINGLE	7.80	RD20145	FRONT	6.14
C102	REAR REAR/SINGLE	5.13	PR700	REAR REAR/SINGLE	4.63	RD20145	FRONT	6.43
C102	REAR REAR/SINGLE	5.29	PR700	REAR REAR/SINGLE	4.71	RD23160	FRONT	3.91
C102	REAR REAR/SINGLE	5.83	Q100	REAR REAR/SINGLE	4.11	RD23160	FRONT	4.10
C102	REAR REAR/SINGLE	6.20	Q100	REAR REAR/SINGLE	4.63	RD23160	FRONT	4.30
D100	REAR REAR/SINGLE	4.88	Q100	REAR REAR/SINGLE	5.29	RD23160	FRONT	4.56
D100	REAR REAR/SINGLE	5.29	Q100	REAR REAR/SINGLE	6.17	RD23160	FRONT	4.89
D100	REAR REAR/SINGLE	5.83	Q100	REAR REAR/SINGLE	6.83	RD23160	FRONT	5.38
D100	REAR REAR/SINGLE	6.20	Q100	REAR REAR/SINGLE	7.40	RD23160	FRONT	6.14
D100	REAR REAR/SINGLE	6.80	Q145	REAR REAR/SINGLE	4.63	RDL20145	FRONT	3.42
D100	REAR REAR/SINGLE	7.80	Q145	REAR REAR/SINGLE	5.29	RDL20145	FRONT	3.58
D135	REAR REAR/SINGLE	4.88	Q145	REAR REAR/SINGLE	7.40	RDL20145	FRONT	3.73
D140	REAR REAR/SINGLE	5.83	Q148	REAR REAR/SINGLE	6.83	RDL20145	FRONT	3.90
D140	REAR REAR/SINGLE	7.80	Q148	REAR REAR/SINGLE	7.17	RDL20145	FRONT	3.91
E105	REAR REAR/SINGLE	5.34	Q345	2SPD	6.00/8.24	RDL20145	FRONT	4.10
F106	REAR REAR/SINGLE	4.63	QAR	REAR REAR/SINGLE	3.55	RDL20145	FRONT	4.30
F106	REAR REAR/SINGLE	5.17	QAR	REAR REAR/SINGLE	3.70	RDL20145	FRONT	4.33
F106	REAR REAR/SINGLE	5.29	QAR	REAR REAR/SINGLE	3.73	RDL20145	FRONT	4.56
F106	REAR REAR/SINGLE	5.83	QAR	REAR REAR/SINGLE	3.90	RDL20145	FRONT	4.63
F106	REAR REAR/SINGLE	6.14	QAR	REAR REAR/SINGLE	4.10	RDL20145	FRONT	4.88
F106	REAR REAR/SINGLE	6.20	QAR	REAR REAR/SINGLE	4.11	RDL20145	FRONT	5.29
F106	REAR REAR/SINGLE	6.80	QAR	REAR REAR/SINGLE	4.33	RDL20145	FRONT	5.86
F106	REAR REAR/SINGLE	6.83	QAR	REAR REAR/SINGLE	4.44	RDL20145	FRONT	6.14
F106	REAR REAR/SINGLE	7.17	QAR	REAR REAR/SINGLE	4.63	RDL20145	FRONT	6.43
F106	REAR REAR/SINGLE	7.20	QAR	REAR REAR/SINGLE	4.88	RDL23160	FRONT	3.91
FDS1600	STEER AXLE	4.63	QAR	REAR REAR/SINGLE	5.29	RDL23160	FRONT	4.10
FDS1600	STEER AXLE	6.17	QAR	REAR REAR/SINGLE	5.83	RDL23160	FRONT	4.30
FDS1600	STEER AXLE	7.20	QAR	REAR REAR/SINGLE	6.14	RDL23160	FRONT	4.33
FDS1600	STEER AXLE	8.20	QAR	REAR REAR/SINGLE	6.17	RDL23160	FRONT	4.56
FDS1808	STEER AXLE	4.56	QAR	REAR REAR/SINGLE	6.83	RDL23160	FRONT	4.89
FDS1808	STEER AXLE	4.63	R155	REAR REAR/SINGLE	3.33	RDL23160	FRONT	5.38
FDS1808	STEER	4.89	R155	REAR REAR/SINGLE	4.10	RDL23160	FRONT	6.14
FDS1808	STEER AXLE	5.29	R155	REAR REAR/SINGLE	3.73	RF21156	STEER AXLE	4.56
FDS1808	STEER AXLE	5.38	R155	REAR REAR/SINGLE	5.29	RP20145	FRONT WITH PUMP	2.93
FDS1808	STEER AXLE	6.14	R155	REAR REAR/SINGLE	6.17	RP20145	FRONT WITH PUMP	3.07
FDS1808	STEER	6.17	R155	REAR REAR/SINGLE	7.40	RP20145	FRONT WITH PUMP	3.21
FDS1808	STEER AXLE	6.83	R164	REAR REAR/SINGLE	3.33	RP20145	FRONT WITH PUMP	3.42
FDS1808	STEER AXLE	7.40	R164	REAR REAR/SINGLE	3.70	RP20145	FRONT WITH PUMP	3.58
H140	REAR REAR/SINGLE	4.63	R164	REAR REAR/SINGLE	3.73	RP20145	FRONT WITH PUMP	3.73
H140	REAR REAR/SINGLE	5.83	R164	WITH DROP BOX	CALL!	RP20145	FRONT WITH PUMP	3.90
H140	REAR REAR/SINGLE	6.17	R164	REAR REAR/SINGLE	4.11	RP20145	FRONT WITH PUMP	3.91
H140	REAR REAR/SINGLE	6.17	R170	REAR REAR/SINGLE	4.63	RP20145	FRONT WITH PUMP	4.10
H140	REAR REAR/SINGLE	6.80	R170	REAR REAR/SINGLE	3.55	RP20145	FRONT WITH PUMP	4.11
H140	REAR REAR/SINGLE	7.20	R170	REAR REAR/SINGLE	3.70	RP20145	FRONT WITH PUMP	4.30
H140	REAR REAR/SINGLE	7.80	R170	REAR REAR/SINGLE	3.90	RP20145	FRONT WITH PUMP	4.33
H162	REAR REAR/SINGLE	4.63	R170	REAR REAR/SINGLE	4.11	RP20145	FRONT WITH PUMP	4.56
H162	REAR REAR/SINGLE	6.50	R170	REAR REAR/SINGLE	4.33	RP20145	FRONT WITH PUMP	4.63
H170	REAR REAR/SINGLE	5.38	R170	REAR REAR/SINGLE	4.63	RP20145	FRONT WITH PUMP	4.88
H170	REAR REAR/SINGLE	5.86	R170	REAR REAR/SINGLE	4.88	RP20145	FRONT WITH PUMP	5.29
H170	REAR REAR/SINGLE	6.14	R170	REAR REAR/SINGLE	5.29	RP20145	FRONT WITH PUMP	5.29
H170	REAR REAR/SINGLE	6.83	R170	REAR REAR/SINGLE	5.86	RP20145	FRONT WITH PUMP	5.86
H170	REAR REAR/SINGLE	7.17	R170	REAR REAR/SINGLE	6.14	RP20145	FRONT WITH PUMP	6.83
H172	REAR REAR/SINGLE	4.10	R170	REAR REAR/SINGLE	7.40	RP20145	FRONT WITH PUMP	7.17
H172	REAR REAR/SINGLE	4.63	R200	REAR REAR/SINGLE	4.77	RP23160	FRONT WITH PUMP	3.58
H172	REAR REAR/SINGLE	4.88	R200	REAR REAR/SINGLE	7.79	RP23160	FRONT WITH PUMP	3.73
H172	REAR REAR/SINGLE	5.29	R200	REAR REAR/SINGLE	7.21	RP23160	FRONT WITH PUMP	3.91
H172	REAR REAR/SINGLE	5.83	R200	REAR REAR/SINGLE	11.36	RP23160	FRONT WITH PUMP	4.10
H172	REAR REAR/SINGLE	6.14	R240	REAR REAR/SINGLE	4.77	RP23160	FRONT WITH PUMP	4.30
H172	REAR REAR/SINGLE	6.17	R240	REAR REAR/SINGLE	5.91	RP23160	FRONT WITH PUMP	4.56
H172	REAR REAR/SINGLE	6.83	R240	REAR REAR/SINGLE	7.79	RP23160	FRONT WITH PUMP	4.89
H172	REAR REAR/SINGLE	7.17	RD17145	SEE RD20145		RP23160	FRONT WITH PUMP	5.38
H350	2SPD	6.75/12.64	RD20145	FRONT	2.79	RP23180	FRONT WITH PUMP	4.30
H398	REAR REAR/SINGLE	8.15	RD20145	FRONT	2.80	RP24180	FRONT WITH PUMP	4.30
H399	REAR REAR/SINGLE	9.00	RD20145	FRONT	2.93	RPL20145	FRONT WITH PUMP	3.21
L145	REAR REAR/SINGLE	4.63	RD20145	FRONT	3.07	RPL20145	FRONT WITH PUMP	3.58
L145	REAR REAR/SINGLE	6.17	RD20145	FRONT	3.21	RPL20145	FRONT WITH PUMP	3.73
L145	REAR REAR/SINGLE	6.50	RD20145	FRONT	3.42	RPL20145	FRONT WITH PUMP	3.91
			RD20145	FRONT	3.58	RPL20145	FRONT WITH PUMP	4.10

Any references to trademarks are for cross-reference purposes only. The majority of our gearing inventory is original equipment, however many numbers are not. Please call for clarification on an individual basis. The rebuilt units are primarily - and proudly - Weller rebuilt! The mailing of this sheet does not constitute an offer to sell.

PRICES SUBJECT TO CHANGE WITHOUT NOTICE

DIFFERENTIALS

MODEL	SERIES	CHR1	MODEL	SERIES	CHR1	MODEL	SERIES	CHR1
RPL20145	FRONT WITH PUMP	4.11	RRL20145	REAR REAR/SINGLE	4.30	RS21230	2SPD	6.50/9.07
RPL20145	FRONT WITH PUMP	4.30	RRL20145	REAR REAR/SINGLE	4.33	RS21230	2SPD	6.83/9.53
RPL20145	FRONT WITH PUMP	4.33	RRL20145	REAR REAR/SINGLE	4.56	RS23160	SEE RR23160	
RPL20145	FRONT WITH PUMP	4.56	RRL20145	REAR REAR/SINGLE	4.63	RS23240	2SPD	6.50/8.86
RPL20145	FRONT WITH PUMP	4.63	RRL20145	REAR REAR/SINGLE	4.88	RS23240	2SPD	5.38/7.33
RPL20145	FRONT WITH PUMP	4.88	RRL20145	REAR REAR/SINGLE	5.29	RS23240	2SPD	4.10/5.72
RPL20145	FRONT WITH PUMP	5.29	RRL20145	REAR REAR/SINGLE	5.57	RS23240	2SPD	4.56/6.21
RPL20145	FRONT WITH PUMP	6.14	RRL20145	REAR REAR/SINGLE	5.86	RS23240	2SPD	4.88/6.65
RPL20145	FRONT WITH PUMP	6.83	RRL20145	REAR REAR/SINGLE	6.14	RS23240	2SPD	7.17/9.77
RPL20145	FRONT WITH PUMP	7.17	RRL20145	REAR REAR/SINGLE	6.43	RS23240	2SPD	
RPL23160	FRONT WITH PUMP	3.58	RRL20145	REAR REAR/SINGLE	6.83	RS30180	REAR REAR/SINGLE	5.63
RPL23160	FRONT WITH PUMP	3.73	RRL20145	REAR REAR/SINGLE	7.17	SDA12	REAR REAR/SINGLE	5.38
RPL23160	FRONT WITH PUMP	3.91	RRL22145	REAR REAR/SINGLE	4.88	SDHD	FRONT	7.20
RPL23160	FRONT WITH PUMP	4.10	RRL22145	REAR REAR/SINGLE	5.86	SDHD	FRONT	7.80
RPL23160	FRONT WITH PUMP	4.30	RRL23160	REAR REAR/SINGLE	3.42	SFD4640	FRONT	8.07
RPL23160	FRONT WITH PUMP	4.56	RRL23160	REAR REAR/SINGLE	3.58	SFDD4640	FRONT	6.58
RPL23160	FRONT WITH PUMP	4.88	RRL23160	REAR REAR/SINGLE	3.91	SFDD4640	FRONT	7.06
RPL23160	FRONT WITH PUMP	5.38	RRL23160	REAR REAR/SINGLE	4.10	SFDD4640	FRONT	8.07
RPL23160	FRONT WITH PUMP	5.63	RRL23160	REAR REAR/SINGLE	4.30	SFDR4640	REAR REAR/SINGLE	8.07
RPL23160	FRONT WITH PUMP	6.14	RRL23160	REAR REAR/SINGLE	4.56	SHHD	FRONT	4.63
RR17145	SEE RR20145		RRL23160	REAR REAR/SINGLE	4.88	SHHD	FRONT	6.17
RR20145	REAR REAR/SINGLE	2.80	RRL23160	REAR REAR/SINGLE	4.89	SJHD	FRONT	4.63
RR20145	REAR REAR/SINGLE	2.93	RRL23160	REAR REAR/SINGLE	5.38	SL100F	SEE SQ100F	
RR20145	REAR REAR/SINGLE	3.07	RRL23160	REAR REAR/SINGLE	5.63	SL100R	SEE SQ100R	
RR20145	REAR REAR/SINGLE	3.21	RRL23160	REAR REAR/SINGLE	6.14	SLHD	SEE SQHD	
RR20145	REAR REAR/SINGLE	3.42	RRL23180	REAR REAR/SINGLE	3.07	SLHR	SEE SQHR	
RR20145	REAR REAR/SINGLE	3.58	RRL23180	REAR REAR/SINGLE	3.58	SQ100F	FRONT	3.42
RR20145	REAR REAR/SINGLE	3.73	RRL23180	REAR REAR/SINGLE	3.91	SQ100F	FRONT	3.55
RR20145	REAR REAR/SINGLE	3.90	RRL23180	REAR REAR/SINGLE	4.30	SQ100F	FRONT	3.70
RR20145	REAR REAR/SINGLE	3.91	RRL23180	REAR REAR/SINGLE	4.56	SQ100F	FRONT	3.73
RR20145	REAR REAR/SINGLE	4.10	RRL23180	REAR REAR/SINGLE	5.63	SQ100F	FRONT	3.90
RR20145	REAR REAR/SINGLE	4.11	RRL23180	REAR REAR/SINGLE	6.14	SQ100F	FRONT	4.10
RR20145	REAR REAR/SINGLE	4.30	RS13120	REAR REAR/SINGLE	3.91	SQ100F	FRONT	4.11
RR20145	REAR REAR/SINGLE	4.33	RS13120	REAR REAR/SINGLE	7.17	SQ100F	FRONT	4.33
RR20145	REAR REAR/SINGLE	4.56	RS15120	REAR REAR/SINGLE	3.31	SQ100F	FRONT	4.44
RR20145	REAR REAR/SINGLE	4.63	RS15120	REAR REAR/SINGLE	3.73	SQ100F	FRONT	4.63
RR20145	REAR REAR/SINGLE	4.88	RS15120	REAR REAR/SINGLE	3.91	SQ100F	FRONT	4.88
RR20145	REAR REAR/SINGLE	5.13	RS15120	REAR REAR/SINGLE	4.10	SQ100F	FRONT	5.29
RR20145	REAR REAR/SINGLE	5.29	RS15120	REAR REAR/SINGLE	4.30	SQ100F	FRONT	5.83
RR20145	REAR REAR/SINGLE	5.57	RS15120	REAR REAR/SINGLE	4.56	SQ100F	FRONT	5.86
RR20145	REAR REAR/SINGLE	5.86	RS15120	REAR REAR/SINGLE	4.88	SQ100F	FRONT	6.14
RR20145	REAR REAR/SINGLE	6.14	RS15120	REAR REAR/SINGLE	5.13	SQ100F	FRONT	6.17
RR20145	REAR REAR/SINGLE	6.43	RS15120	REAR REAR/SINGLE	5.86	SQ100F	FRONT	6.83
RR20145	REAR REAR/SINGLE	6.83	RS15120	REAR REAR/SINGLE	6.14	SQ100F	FRONT 6.83	7.17
RR20145	REAR REAR/SINGLE	7.17	RS15120	REAR REAR/SINGLE	7.17	SQ100F	FRONT 6.83	7.20
RR22145	REAR REAR/SINGLE	4.33	RS15210	2SPD	4.56/6.36	SQ100F	FRONT	7.80
RR22145	REAR REAR/SINGLE	4.88	RS15210	2SPD	4.88/6.80	SQ100R	REAR REAR/SINGLE	3.42
RR23160	REAR REAR/SINGLE	3.07	RS15210	2SPD	5.38/7.50	SQ100R	REAR REAR/SINGLE	3.55
RR23160	REAR REAR/SINGLE	3.21	RS15210	2SPD	6.14/8.38	SQ100R	REAR REAR/SINGLE	3.70
RR23160	REAR REAR/SINGLE	3.42	RS15210	2SPD	6.83/9.53	SQ100R	REAR REAR/SINGLE	3.73
RR23160	REAR REAR/SINGLE	3.58	RS15210	2SPD	5.86/8.17	SQ100R	REAR REAR/SINGLE	3.90
RR23160	REAR REAR/SINGLE	3.73	RS16140	REAR REAR/SINGLE	4.33	SQ100R	REAR REAR/SINGLE	4.10
RR23160	REAR REAR/SINGLE	3.91	RS17140	REAR REAR/SINGLE	3.73	SQ100R	REAR REAR/SINGLE	4.11
RR23160	REAR REAR/SINGLE	4.10	RS17140	REAR REAR/SINGLE	4.10	SQ100R	REAR REAR/SINGLE	4.33
RR23160	REAR REAR/SINGLE	4.30	RS17140	REAR REAR/SINGLE	4.56	SQ100R	REAR REAR/SINGLE	4.44
RR23160	REAR REAR/SINGLE	4.56	RS17140	REAR REAR/SINGLE	4.88	SQ100R	REAR REAR/SINGLE	4.63
RR23160	REAR REAR/SINGLE	4.89	RS17140	REAR REAR/SINGLE	5.29	SQ100R	REAR REAR/SINGLE	4.88
RR23160	REAR REAR/SINGLE	5.38	RS17140	REAR REAR/SINGLE	5.86	SQ100R	REAR REAR/SINGLE	5.29
RR23160	REAR REAR/SINGLE	6.14	RS17145	REAR REAR/SINGLE	4.10	SQ100R	REAR REAR/SINGLE	5.86
RR23160	REAR REAR/SINGLE	6.43	RS17145	REAR REAR/SINGLE	4.56	SQ100R	REAR REAR/SINGLE	6.14
RR23180	REAR REAR/SINGLE	3.42	RS17145	REAR REAR/SINGLE	4.88	SQ100R	REAR REAR/SINGLE	6.17
RR23180	REAR REAR/SINGLE	3.58	RS17145	REAR REAR/SINGLE	5.29	SQ100R	REAR REAR/SINGLE	6.83
RR23180	REAR REAR/SINGLE	3.73	RS17220	2SPD	3.91/5.45	SQ100R	REAR REAR/SINGLE	7.17
RR23180	REAR REAR/SINGLE	3.91	RS17220	2SPD	4.10/5.72	SQ100R	REAR REAR/SINGLE	7.80
RR23180	REAR REAR/SINGLE	4.30	RS17220	2SPD	4.30/5.86	SQDD	FRONT	6.44
RR23180	REAR REAR/SINGLE	4.56	RS17220	2SPD	4.56/6.36	SQDD	FRONT	10.26
RR23180	REAR REAR/SINGLE	4.88	RS17220	2SPD	4.88/6.65	SQDR	REAR REAR/SINGLE	6.44
RR23180	REAR REAR/SINGLE	5.38	RS17220	2SPD	5.38/7.50	SQDR	REAR REAR/SINGLE	10.26
RR23180	REAR REAR/SINGLE	5.38	RS17220	2SPD	5.86/8.17	SQHD	FRONT	3.55
RR23180	REAR REAR/SINGLE	5.63	RS17220	2SPD	6.14/8.28	SQHD	FRONT	3.70
RR24160	REAR REAR/SINGLE	7.17	RS17220	2SPD	6.50/9.07	SQHD	FRONT	3.90
RR24380	2SPD	6.83/10.21	RS17220	2SPD	6.83/9.53	SQHD	FRONT	4.11
RR35380	2SPD	7.96	RS20145	SEE RR20145		SQHD	FRONT	4.33
RR380	2SPD	4.89/7.24	RS21145	REAR REAR/SINGLE	3.91	SQHD	FRONT	4.44
RR380	2SPD	7.17/10.62	RS21230	2SPD	3.91/5.45	SQHD	FRONT	4.63
RRL20145	REAR REAR/SINGLE	3.58	RS21230	2SPD	4.10/5.72	SQHD	FRONT	4.88
RRL20145	REAR REAR/SINGLE	3.58	RS21230	2SPD	4.30/5.86	SQHD	FRONT	5.29
RRL20145	REAR REAR/SINGLE	3.73	RS21230	2SPD	4.56/6.36	SQHD	FRONT	5.83
RRL20145	REAR REAR/SINGLE	3.91	RS21230	2SPD	4.88/6.80	SQHD	FRONT	6.17
RRL20145	REAR REAR/SINGLE	4.10	RS21230	2SPD	5.38/7.50	SQHD	FRONT	6.83

Any references to trademarks are for cross-reference purposes only. The majority of our gearing inventory is original equipment, however many numbers are not. Please call for clarification on an individual basis. The rebuilt units are primarily - and proudly - Weller rebuilt! The mailing of this sheet does not constitute an offer to sell.
 PRICES SUBJECT TO CHANGE WITHOUT NOTICE

MANUAL TRANSMISSIONS

MODEL	SERIES	CHR1	MODEL	SERIES	CHR1	MODEL	SERIES	CHR1
ADVANCE			4106B			RT12610		
306B	TRANSFERCASE	1-1 2.58-1	430AT			RT12709A		
MPM208	TRANSFERCASE	1:00	4A84	AUXILLARY		RT12709A		
MPM208	TRANSFERCASE	2.15	4C75	AUXILLARY		RT12709H		
MPM208	TRANSFERCASE	0.86	4D75	AUXILLARY		RT12710B		
MPM208	TRANSFERCASE	".86-2.52"	5A330			RT13609A		
MPM208	TRANSFERCASE	2	5A430B			RT13709H		
MPM208	TRANSFERCASE	2.28	5AW65T			RT13710B		
MPM208	TRANSFERCASE		5B330			RT14609A		
BORG WARNER			5CW62AT			RT14610		
1345	TRANSFERCASE		5CW62BT			RT14613		
1356	TRANSFERCASE		5CW650A			RT14615		
A 2 53 2033B			5CW65AT			RT14615		
L 2 BOX(435)	HYSTER		5H740T			RT14710B	INT PUMP	
T10			5H74T			RT14710B		
T18			5H75T			RT14715		
T19			5W430AT			RT14915	INT PUMP	
T19 L2			5W43AT			RT14915		
T87			CL397			RT15613	INT PUMP	
T9		4	CL450			RT15615		
T9/L2			CL455			RT15715	INT PUMP	
T98			CL457			RT510		
COTTA			CL551			RT610		
S1521			CL557			RT613		
TR1586	TRANSFERCASE	1 TO 1	CL558			RT6609A		
TR1586	TRANSFERCASE	2.12/.857	FRF14210B			RT6610		
TR1586	TRANSFERCASE	2.12/1.00	FRO11210C	INT PUMP		RT6613		
TR1586	TRANSFERCASE		FRO13210C			RT7608LL		
TR1586 17	TRANSFERCASE	2.10/1.15	FRO14210C	INT PUMP		RT8608L		
TR1586 17	TRANSFERCASE		FRO15210B	INT PUMP		RT8609		
TR1901	TRANSFERCASE	2.57/1.00	FRO15210C	INT PUMP		RT8609A		
TR2049	TRANSFERCASE		FRO16210B	INT PUMP		RT8908LL		
TR2059	TRANSFERCASE	2.10/1.15	FRO16210C	INT PUMP		RT906		
TR2059	TRANSFERCASE		FROF13210C			RT910		
CUSHMAN			FROF14210B	INT PUMP		RT915		
306A	TRANSFERCASE		FROF15210C	INT PUMP		RT9508		
DURST			FROF16210C	INT PUMP		RT9509A		
A237	TRANSFERCASE	1.02 TO 1	FS3005A			RT9513		
FABCO			FS4005A			RT9609		
TC170	TRANSFERCASE		FS4005B			RTA012710B		
TC1702	TRANSFERCASE		FS4005C			RTA012710BAS	FULL UNIT	
TC1702A	TRANSFERCASE		FS4106			RTA016710C	INT PUMP	
TC33	TRANSFERCASE		FS4205A			RTA016710CAC	BASE UNIT	
TC35	TRANSFERCASE		FS4205B			RTF1110		
TC38	TRANSFERCASE		FS4205C			RTF11509A		
FORD			FS5005A			RTF11608		
LA214C	5600 TRACTOR		FS5005B			RTF11609A		
FULLER			FS5005C			RTF11610		
205V			FS5105A			RTF11709H		
260V			FS5106A			RTF12509		
264VO		5	FS5205A			RTF12510		
2653V			FS5205B			RTF12515		
265V			FS5205C			RTF12609A		
267VO			FS5306A			RTF12610		
280V			FS5406A			RTF12709H		
280VO			FS6005A			RTF12710B		
282V			FS6005B			RTF13709H	INT PUMP	
282VHD			FS6105A			RTF13709H		
285V			FS6105B			RTF13710B	INT PUMP	
285VHD			FS6106A			RTF13710B		
290V			FS6205A			RTF14608		
2A62	AUXILLARY		FS6205B			RTF14609A		
2A92	AUXILLARY		FS6206A			RTF14609A	INT PUMP	
325V			FS6305A			RTF14610		
327V			FS6305B			RTF14613		
385V			FS6306A			RTF14615		
390V			FS6406A			RTF14709H	INT PUMP	
397V			FS7206A			RTF14709H		
3A65	AUXILLARY		FS8206A			RTF14710B	INT PUMP	
3A92	AUXILLARY		FS8406A			RTF14710B		
3C65	AUXILLARY		FSO8406A			RTF15715	INT PUMP	
3C92	AUXILLARY		RT1110			RTF8608L		
3H92	AUXILLARY		RT11509A			RTF8709B		
3K65	AUXILLARY		RT11608			RTF8908LL		
3TA92	AUXILLARY		RT11609A			RTF910		
			RT11610			RTF915		
			RT11615			RTF9505A		
			RT11709H			RTF9508		
			RT11715			RTF9509A		
			RT12509			RTF9513		
			RT12510			RTF9710B		
			RT12513			RTL13710B	INT PUMP	
			RT12609A			RTL14710B2	INT PUMP	

Any references to trademarks are for cross-reference purposes only. The majority of our gearing inventory is original equipment, however many numbers are not. Please call for clarification on an individual basis. The rebuilt units are primarily - and proudly - Weller rebuilt! The mailing of this sheet does not constitute an offer to sell.

PRICES SUBJECT TO CHANGE WITHOUT NOTICE

MANUAL TRANSMISSIONS

MODEL	SERIES	CHR1	MODEL	SERIES	CHR1	MODEL	SERIES	CHR1
RTLF14710B	INT PUMP		RTO13707MLL			RTOF915		
RTLO11610B			RTO14608LL	INT PUMP		RTOF9509A		
RTLO12610B			RTO14608LL			RTOF9509B		
RTLO12713A			RTO14609A	INT PUMP		RTOF9513		
RTLO13610B	INT PUMP		RTO14609A			RTOF958LL		
RTLO13610B			RTO14609B			RTO011613		
RTLO14610A			RTO14609B	INT PUMP		RTO012513		
RTLO14610B			RTO14609R	INT PUMP		RTO014613	INT PUMP	
RTLO14610B	INT PUMP		RTO14613			RTO014613		
RTLO14610BT2	INT PUMP		RTO14613	INT PUMP		RTO09513		
RTLO14613B			RTO14615			RTOOF11613		
RTLO14613B	INT PUMP		RTO14708LL	INT PUMP		RTOOF14613		
RTLO14618A			RTO14708LL			RTOOF14613	INT PUMP	
RTLO14618A	INT PUMP		RTO14715			RTOOF9513		
RTLO14713A	INT PUMP		RTO14715	INT PUMP		RTOX14613		
RTLO14713A			RTO14813	INT PUMP		RTX11509A		
RTLO14718B	INT PUMP		RTO14908LL			RTX11609A		
RTLO14913A	INT PUMP		RTO14915	INT PUMP		RTX11609B		
RTLO14913A			RTO14915			RTX11609P	INT PUMP	
RTLO15610B			RTO15613			RTX11609P		
RTLO15610B	INT PUMP		RTO15613	INT PUMP		RTX11609R		
RTLO16610B	INT PUMP		RTO15615			RTX11708LL		
RTLO16610B			RTO15618	INT PUMP		RTX11709H		
RTLO16618A	INT PUMP		RTO15715	INT PUMP		RTX11710B		
RTLO16713A	INT PUMP		RTO15813			RTX11710C		
RTLO16713A			RTO16710BAS2	BASE UNIT		RTX11908LL		
RTLO16718A	INT PUMP		RTO16710BAS2	FULL UNIT		RTX12609A		
RTLO16718B	INT PUMP		RTO16908LL			RTX12609B		
RTLO16718BP	INT PUMP		RTO610			RTX12609P		
RTLO16913A	INT PUMP		RTO613			RTX12609R		
RTLO16918B	INT PUMP		RTO6610			RTX12610		
RTLO18713AT2	INT PUMP		RTO6613			RTX12709H		
RTLO18718A	INT PUMP		RTO910			RTX12710B		
RTLO18718B	INT PUMP		RTO9109BAT	AUTOMATIC		RTX12710C		
RTLO18718B			RTO913			RTX13609B	INT PUMP	
RTLO18913A	INT PUMP		RTO915			RTX13609B		
RTLO18918B	INT PUMP		RTO9509A			RTX13609P		
RTLO20918B	INT PUMP		RTO9509B			RTX13609R	INT PUMP	
RTLO20918B			RTO9513			RTX13609R		
RTLOF13610B			RTO958LL			RTX13709H	INT PUMP	
RTLOF14610B	INT PUMP		RTOF1110			RTX13709H		
RTLOF14613B	INT PUMP		RTOF11607LL			RTX13710B		
RTLOF14613B			RTOF11608LL			RTX13710C	INT PUMP	
RTLOF14618A			RTOF11609A			RTX13710C		
RTLOF14713A	INT PUMP		RTOF11609B			RTX14608LL		
RTLOF14713A			RTOF11613			RTX14609A	INT PUMP	
RTLOF14913A	INT PUMP		RTOF11707DLL			RTX14609A		
RTLOF14918B	INT PUMP		RTOF11707LL			RTX14609B		
RTLOF16610B	INT PUMP		RTOF11708LL			RTX14609B	INT PUMP	
RTLOF16618A	INT PUMP		RTOF11813			RTX14609P		
RTLOF16713A	INT PUMP		RTOF11908LL			RTX14609P	INT PUMP	
RTLOF16718B	INT PUMP		RTOF12510			RTX14609R	INT PUMP	
RTLOF16918B	INT PUMP		RTOF12513			RTX14609R		
RTLOF18718B	INT PUMP		RTOF12515			RTX14610		
RTLOF18913A	INT PUMP		RTOF1258LL			RTX14615	INT PUMP	
RTO1110			RTOF12609A	INT PUMP		RTX14615		
RTO11509A			RTOF12609B			RTX14708LL		
RTO1157DLL			RTOF13707DLL			RTX14708LL	INT PUMP	
RTO11607LL			RTOF14608LL			RTX14709B		
RTO11608LL			RTOF14609B	INT PUMP		RTX14709H	INT PUMP	
RTO11609A			RTOF14610			RTX14709H		
RTO11609B			RTOF14613			RTX14710B		
RTO11609P			RTOF14613	INT PUMP		RTX14710C	INT PUMP	
RTO11609R			RTOF14613B			RTX14710C		
RTO11613			RTOF14615			RTX14715	INT PUMP	
RTO11615			RTOF14708LL	INT PUMP		RTX14715		
RTO11707LL			RTOF14708LL			RTX15615		
RTO11708LL			RTOF14709MLL	INT PUMP		RTX15710B	INT PUMP	
RTO11709MLL	INT PUMP		RTOF14715			RTX15710C	INT PUMP	
RTO11715			RTOF14715	INT PUMP		RTX15710C		
RTO11908LL			RTOF14813	INT PUMP		RTX15715	INT PUMP	
RTO12509			RTOF14813			RTX15715		
RTO12510			RTOF14908LL			RTX15715		
RTO12513			RTOF14915	INT PUMP		RTX16709B	INT PUMP	
RTO12515			RTOF15210C	INT PUMP		RTX16709H	INT PUMP	
RTO1258LL			RTOF15613	INT PUMP		RTX16710B	INT PUMP	
RTO12609A			RTOF15613			RTX16710C	INT PUMP	
RTO12609B			RTOF15715	INT PUMP		RTX16710C		
RTO12609P			RTOF15715			RTX16915	INT PUMP	
RTO12609R			RTOF15813	INT PUMP		RTXF11509A		
RTO12610			RTOF16908LL	INT PUMP		RTXF11609A		
RTO13609B			RTOF16915	INT PUMP		RTXF11609B	INT PUMP	
RTO13707DLL			RTOF910			RTXF11609B		

Any references to trademarks are for cross-reference purposes only. The majority of our gearing inventory is original equipment, however many numbers are not. Please call for clarification on an individual basis. The rebuilt units are primarily - and proudly - Weller rebuilt! The mailing of this sheet does not constitute an offer to sell.

PRICES SUBJECT TO CHANGE WITHOUT NOTICE

MANUAL TRANSMISSIONS

MODEL	SERIES	CHR1	MODEL	SERIES	CHR1	MODEL	SERIES	CHR1
RTXF11609P			T35			RMX9125A		
RTXF11609R			T36			RMX9125B		
RTXF11708LL			T495			RMX9125B1F		
RTXF11709H			T496			RMX9135B		
RTXF11710B			T698			RMX9145A	INT PUMP	
RTXF11710C			T699			RMX9145A		
RTXF11908LL						RMX9145B	INT PUMP	
RTXF12609B	INT PUMP		ISUZU			RMX9145B		
RTXF12609B			BG5A			RMX9145R	INT PUMP	
RTXF12609P	INT PUMP		BG5E			RMX9155B		
RTXF12609R			LD6E			RMXF9125B		
RTXF12709H			MBG 5A			RS101454A 2S019	INT PUMP	
RTXF12710B			MDL6Q			RSX10165	INT PUMP	
RTXF12710C			MSA5D			SRX10155A		10A
RTXF13609B						T138	TRANSFERCASE	
RTXF13609R			MACK			T211	TRANSFERCASE	
RTXF13709H			BDSL181			T2120	TRANSFERCASE	
RTXF13710B			BDSL2052R			T215	TRANSFERCASE	
RTXF13710C			BDSL2152			T215B	TRANSFERCASE	
RTXF14608LL			CLUTCH DRIVE	PTO		T221	TRANSFERCASE	
RTXF14609A	INT PUMP		PTO FLYWHEEL INPUT			T223	TRANSFERCASE	
RTXF14609A			T2050			T226	TRANSFERCASE	
RTXF14609B			T2060			T228	TRANSFERCASE	
RTXF14609B	INT PUMP		T2070			T77	TRANSFERCASE	2.55
RTXF14609P			T2080					
RTXF14609P	INT PUMP		T2090			MITSUBISHI		
RTXF14609R			T2100			M3S5		
RTXF14609R	INT PUMP		T2130			M6S5		
RTXF14610			T2130B			M03S5S		5
RTXF14708LL	INT PUMP		T2180			NEW PROCESS / NEW VENTURE		
RTXF14708LL			T2180B			271F	TRANSFERCASE	
RTXF14709C	INT PUMP		TC150	TRANSFERCASE		NP210	FORD	
RTXF14709C			TRD720			NP210	DODGE	
RTXF14709H			TRD7220			NP420	DODGE	
RTXF14710B			TRDL1070			NP435	DODGE	
RTXF14710B	INT PUMP		TRDLG1070			NP435	FORD	
RTXF14710C	INT PUMP		TRL1076			NP435	GMC	
RTXF14710C			TRL1078			NP435	IHC	
RTXF14715	INT PUMP		TRO7220			NP441	INDUSTRIAL	
RTXF14908LL			TRT7220			NP442	INDUSTRIAL	
RTXF15710C			TRTX670			NP445	DODGE	
RTXF15715	INT PUMP		TRTXL107			NP4500		
RTXF16709A	INT PUMP		TRTXL1070			NP4500	DODGE	
RTXF16709B	INT PUMP		TRTXL1070B			NP4500	GMC	
RTXF16709H	INT PUMP		TRX1071			NP4530	DODGE	
RTXF16710B	INT PUMP		TRXL107			NP4530		
RTXF16710C			TRXL1071			NP4590	DODGE	
RTXF16908LL	INT PUMP		TRXL1071A			NP4590	IHC	
T1056A			TRXL107A			NP540	DODGE	
T11605A						NP540	GMC	
T11605D			MERCEDES			NP540	INDUSTRIAL	
T11605F			ME604424			NP540		
T11606						NP540	INDUSTRIAL	
T11607A			MERITOR (ROCKWELL)			NP540 L2	INDUSTRIAL	
T11607B			MO16G10AM16044	INT PUMP		NP541	FORD	
T14607A			RM10135A2			NP541	GMC	
T14607B			RM10145A	INT PUMP		NP542	DODGE	
T8607A			RM10145A			NP542	FORD	
T905A			RM10145B	INT PUMP		NP542	GMC	
T905B			RM10155A	INT PUMP		NP542	INDUSTRIAL	
T905H			RM10155A			NP542 L2	INDUSTRIAL	
T905P			RM9115A			NP5600	STD	
T955AL			RM9125A			NP7590	IHC	
T955ALL			RM9135A			NP7590		
TO905B			RM9145A			NISSAN		
TO955ALL			RM9145A1F			MHS60A		
TX14607B			RM010145A			U321A		
FUNK			RM010145A	INT PUMP		NOSTER		
HMD23115B	2SPD		RM013145A	INT PUMP		658	TRANSFERCASE	1.48:.86
FWD			RM013145A			658	TRANSFERCASE	2.48:1
FWD	TRANSFERCASE		RM013145A			658	TRANSFERCASE	2.12:1
GMC			RM09125B			658	TRANSFERCASE	2.12:.86
CH465			RM09145B	INT PUMP		658	TRANSFERCASE	2.48:.86
CH465			RM09145B			658	TRANSFERCASE	2.48:1.025
SM420			RMX10115A			658	TRANSFERCASE	2.12:.89
SM465			RMX10125A			658	TRANSFERCASE	2.48/1.025
IHC			RMX10135A			2658	TRANSFERCASE	2.48/.860
T34			RMX10145A	INT PUMP		2658	TRANSFERCASE	2.48/1.00
			RMX10145A	INT PUMP		208MPM	TRANSFERCASE	1.1
			RMX10155A			208MPM	TRANSFERCASE	2.12:.86
			RMX10155A					
			RMX10165A	INT PUMP				
			RMX9115B					

Any references to trademarks are for cross-reference purposes only. The majority of our gearing inventory is original equipment, however many numbers are not. Please call for clarification on an individual basis. The rebuilt units are primarily - and proudly - Weller rebuilt! The mailing of this sheet does not constitute an offer to sell.
 PRICES SUBJECT TO CHANGE WITHOUT NOTICE

MANUAL TRANSMISSIONS

MODEL	SERIES	CHR1	MODEL	SERIES	CHR1	MODEL	SERIES	CHR1
3658 7833	TRANSFERCASE	.86:2.48	7231B	AUXILLARY		PS140 9A		
3658 7833	TRANSFERCASE	1 TO 1	7231C	AUXILLARY		PS145 7A		
3658 7834	TRANSFERCASE	.86 TO 1	7231D	AUXILLARY		PS95 9A		
3658 7834	TRANSFERCASE	2.12:1-.89	7231D	AUXILLARY		PS97 7A		
3658 7834	TRANSFERCASE	2.15 1.1	7352D			PSO100 10S		
3658 7834	TRANSFERCASE	2.48/0.86	738	TRANSFERCASE		PSO115 10V		
658F	TRANSFERCASE		738A	TRANSFERCASE		PSO125 10S		
			7452B			PSO125 9A		
OSHKOSH			784	TRANSFERCASE		PSO140 10S		
122895RU	TRANSFERCASE	5.5 TO 1	791	TRANSFERCASE		PSO140 10S	INT PUMP	
EVOD	TRANSFERCASE		792	TRANSFERCASE		PSO140 9A		
TC11757F	TRANSFERCASE		8031	TOWER		PSO145 9A		
TC11757R	TRANSFERCASE		8031G	AUXILLARY		PSO150 10S	INT PUMP	
TC21	TRANSFERCASE		8031R	AUXILLARY		PSO150 10S		
			8245B			PSO150 9A	INT PUMP	
REX			8341	AUXILLARY		PSO150 9A		
REX AUX	AUXILLARY		8341	TOWER		PSO165 10S	INT PUMP	
			8341	TRANSFERCASE		PSO165 10S		
RITEWAY			8341A	AUXILLARY		PSO175 18A		
RITEWAY TC	TRANSFERCASE		8341C	AUXILLARY		R8341D		
			8341D	AUXILLARY		R8341G	AUXILLARY	
ROCKFORD			8341E	AUXILLARY		RP8341D	AUXILLARY	
O/C CLUTCH			8341G	AUXILLARY		RP8516 3A		
			8844A					
TTC/(SPICER)			9072A			TWIN DISC		
1007 2B			9505 2A			G110HP4	O/C CLUTCH	
1007 3A			9505 2B			VOLVO		
1010 2A			AMO1000 4C	AUXILLARY		R52		
1010 3B			ASO140 10S			VOLVO/GMC		
1052A			ASO150 10S			VT1414		
1062B			AT1202	AUXILLARY		WATEROUS		
1062C			CM4054A			TML2CA	TRANSFERCASE	1.59
1107 2A			CM4054D			WATEROUS	TRANSFERCASE	1.59
1207 2A			CM4954A					
1207 2B			CM4954D			ZF		
1207 3A			CM5052A			130300025		
1214 3A			CM5052B			1307050050R		
1241	TOWER		CM5052C			1307050051R		
1241C	AUXILLARY		CM5052D			1307050054		
1241D	AUXILLARY		CM5252A			1307050054R		
1252A			CM5552A			1307050056R		
1253A			CM5552C			1307050057R		
1263A			CM5552D			1307050058		
1352A			CM5852A			1307050064		
1362A			CM5952D			1307050064R		
1362B			CM6052A			1307050065R		
1372A			CM6052B			1307050100R		
1372B			CM6052C			1307050102		
1414 3A			CM6052D			1307050102R		
1420 3B			ES42 5A			1307050103		
1452A			ES42 5D			1307050108		
1463A			ES43 5A			1307050109R		
3152A			ES43 5D			1307050110		
3152F			ES52 5A			1307050111		
5652			ES52 5D			1307050118		
5652A			ES52 7A			1307050120		
5652B			ES52 7B			1307050236		
5752A			ES53 5A			1307050236R		
5752C			ES53 5D			1317050002		
5756B			ES56 7A			1317050003		
5831	AUXILLARY		ES56 7B			1317050003R		
5853C			ES60 5A			1317050004		
5853C			ES60 5D			1317050007		
6041	AUXILLARY		ES60 5E			1317050012		
6041	TOWER		ES60 5F			1319050004		
6231	AUXILLARY		ES62 5A			1319050005		
6231B	AUXILLARY		ES65 5A					
6253A			ES65 5D					
6253B			ES67 5A					
632A	TRANSFERCASE		ES67 5D					
6352			ES70 5D					
6352A			ESO65 7A					
6352B			ESO66 7B					
6352D			ESS10145A	INT PUMP				
6852			PS105 7LL					
6852G			PS110 7A					
6852S			PS110 7B					
6853			PS125 7B					
6853C			PS125 9A					
7041	TOWER		PS125 9A	INT PUMP				
7041	AUXILLARY		PS130 5A					
7145V	AUXILLARY		PS130 6L					
			PS140 7A					

Any references to trademarks are for cross-reference purposes only. The majority of our gearing inventory is original equipment, however many numbers are not. Please call for clarification on an individual basis. The rebuilt units are primarily - and proudly - Weller rebuilt! The mailing of this sheet does not constitute an offer to sell.

PRICES SUBJECT TO CHANGE WITHOUT NOTICE

STEERING GEARS

MODEL	SERIES	CHR1	MODEL	SERIES	CHR1	MODEL	SERIES	CHR1
BENDIX			5679142			292	SBF6	
C300	2261699		5687065			292	SBG5	SLAVE
C300	2260377		5687507			292	SBG61	SLAVE
C500	2260351		5687962			292	SBP5	
C500	2261701		5687962			292	SBQ5	SLAVE
C500	2268006		5687962			292	SBQ6	SLAVE
C500			5687962			292	SBX6	
M100	PAB1		5687966			292	SBY6	SLAVE
M100	PAE1		5689288			292	SCA5	
M100	PAG1		5690653			292	SCA6	
M100	PAH1		5690683			292	SCB5	
M100	PAL1		5690694			292	SCC6	SLAVE
M100	PAM1		5691003			292	SCD6	SLAVE
M100	PAN1		5691676			292	SCX5	
M100	PBH1		5691676			292	SCX6	
M100	PBM1		5695576	20QCA512		292	SCY61	SLAVE
M100	PBW1		5696045			292	SDH6	
M100	PBY1		5696067			292	SDK6	
M100	PBZ		5697712			292	SDL6	SLAVE
M100	PCA1		5698180			292	SDP6	
M100	PCL1		5965242			292	SEK6	
M100	PCN1		7800339			292	SEP	SLAVE
M100	PCP1		7802018			292	SEX6	SLAVE
M100	PCR		7802644			292	SEZ6	SLAVE
M100	PCX1		7802644			292	SL4	
M100	PDA1		7803434			292	SP6	SLAVE
M100	PDK1		7803705			292	SR1	SLAVE
M100	PDL1		7804667			292	SR2	SLAVE
M100	PDO1		7807423			292	SWZ5	
M100	PDU1		7822692			292	SWZ6	
M100	PEG1		7826692			292	SY4	
M100	PEN1		7826828			292	UL1	
M100	PET1		7826859			292		
M100	PEW1		7828301			292		SLAVE
M100	PEZ1		7829112			372	A2	
M100	PFF1		7829333			372	C1	
M100	PFS		7830389			372		
M100	PGE1		7830802			392	AR2	
M100	PGG1		7832331			392	BEL2	
M100	PGH1		7838071			392	BER3	SLAVE
M100	PHB1		7843962			392	BR5	
M100	PHD1		26000525			392	BLS5	
M100	PHD3		26001483			392	CXL5	
M100	PHE1		26001483			392	F1	
M100	PHE3		26001484			392	F2	
M100	PJB1		26001484			392	F5	
M100	PJH1		26001485			392	SAL4	
M110	PAJ22		26078706			392	SAO3	
M110	PBQ1		7802644L			392	SAO4	
M110	PBQ12		7802644L			392	SAP6	
M110	PCR		7802644L	7802644L		392	SAR3	
M110	PDK		D9AC-AA			392	SAS3	
M80	PAK1		DUAL IHC	7830389		392	SBG3	
M80	PBM1		DUAL METRIC	7813161		392	SBQ4	
M80	PBN1		DUAL TOP KICK	26002502		392	SBV4	
M80	SAA1	SLAVE	SHEPPARD			392	SBX6	
M80	SAD1	SLAVE	39	AA3		392	SCH4	
M80	SAT1	SLAVE	39	BDL6		392	SCS3	
M90	PAD1		39			392	SCU4	
M90	PAG1		59	AR2	MITER	392	SDX5	
M90			252	B2		392	SEL5	
M90			292	AGR1	SLAVE	392	SFP4	
			292	AJL2		392	SFQ5	
			292	AJL3		392	SFR6	
			292	AJL4		392	SFS6	
			292	AR4		392	SFU4	
			292	BAR2	SLAVE	392	SFV4	
			292	BLL4		392	SFY6	
			292	BYL4		392	SFZ6	
			292	ER2	SLAVE	392	SGA6	
			292	K4		392	SGK4	
			292	LR2	SLAVE	392	SGL6	
			292	RL1		392	SGM6	
			292	RR2	SLAVE	392	SGS4	
			292	SAL5		392	SGW6	
			292	SAL6		392	SGX6	
			292	SB1	SLAVE	392	SHA4	
			292	SBE5		392	SHD4	MITER
			292			392	SHH6	
			292			392	SHM6	
GMC								
CHICKEN FOOT	2474855							
JIDOSHA								
KIKI 448								
NIPPON								
PIH1510								
SAGINAW								
954		954						
959	7802644							
58470	120C048							
267053	7803703							
267283								

Any references to trademarks are for cross-reference purposes only. The majority of our gearing inventory is original equipment, however many numbers are not. Please call for clarification on an individual basis. The rebuilt units are primarily - and proudly - Weller rebuilt! The mailing of this sheet does not constitute an offer to sell.
 PRICES SUBJECT TO CHANGE WITHOUT NOTICE

STEERING GEARS

MODEL	SERIES	CHR1	MODEL	SERIES	CHR1	MODEL	SERIES	CHR1
392	SHQ4		503CC	503AS097		HF64	119	
392	SHY6		503CC	503AS110		HF64	122	
392	SJV6		503CC	503AS117		HF64	123	
392	SU4		503CC	503AS144		HF64	128	
392	SV4		503CC	503AS147		HF64	129	
392	T2		503CC	503AS148		HF64	069/111	
392			503CC	503AS159		HF64	080/112	
392		SLAVE	503CC	503AS172		HF64	088/101	
491	AE1		503CC	503AS176		HF64	090/075	
491	BA1		503CC	503AS178		HF64	2981	
491	CN1		503CC	503AS183		HF64	2984	
492	9R113		503CC	503AS192		HF64	2988	
492	A01		503CC	503AS193		HF64	2989	
492	AP4		503CC	503AS194		HF64	2990	
492	AY3		503CC	503CC001		HFB52	012	
492	B03	MITER	503CC	503CC002		HFB52	017	
492	CD4		503CC	503CC010		HFB52	028	
492	DGR2	SLAVE	503CC	503CC013		HFB52	001/011	
492	SAF5		503CC	503CC014		HFB52	013/033	
492	SAG5		503CC	503CC017		HFB52	014/023	
492	SAX4		503CC	503CC019		HFB52	RCB52001	SLAVE
492	SBG4		503CC	503CC024		HFB52	RCB52002	SLAVE
492	SCA4		503CC	503CC025		HFB52	RCB52003	SLAVE
492	SCB3	SLAVE	503CC	503CC030		HFB52	2987	
492	SDE4	MITER	503CC	503CC031		HFB52	2987/2989	
492	SDOZ5		503CC	503CC104		HFB52	2990	
492	SEE5		503CC	503CC248		HFB52	2991	
492	SFZ5	MITER	503CC	504AS018		HFB52	2999	
492	SG3		504CC	504AS011		HFB64	003	
492	SGV5		504CC	504AS026		HFB64	005	
492	SJ3		504CC	504AS039		HFB64	010	
492	SK3		504CC	504CC003		HFB64	013	
492	SZ3	MITER	504CC	504CC004		HFB64	027	
492			5JC06			HFB64	029	
492		MITER	7DC	7DC57		HFB64	030	
492	AH4		7DC	7DC132A		HFB64	031	
592	AZ4		7DC	7DC126D		HFB64	033	
592	CHL4		7DC	7DC132B		HFB64	036	
592	CL4		7DC	7DC142		HFB64	042	
592	CL4		7JC	504AS027		HFB64	043	
592	D4		7JC	7JC94		HFB64	044	
592	EB4	MITER	7JC	7JC108		HFB64	045	
592	SAK5		7JC	7JC94		HFB64	046	
592	SAM	MITER	G21		G2193 B	HFB64	047	
592	SAM5	MITER	HF54	010		HFB64	050	
592	SAT5	MITER	HF54	014		HFB64	057	
592	SBY5	MITER	HF54	024		HFB64	062	
592	SBY5		HF54	038		HFB64	063	
592	SD5		HF54	042		HFB64	073	
592	ST5		HF54	043		HFB64	076	
592	SU5		HF54	050		HFB64	079	
592	SV5		HF54	052		HFB64	080	
592	SZ3		HF54	053		HFB64	082	
592	U3	MITER	HF54	059		HFB64	083	
592			HF54	060		HFB64	085	
592		MITER	HF54	062		HFB64	086	
592			HF54	019/042		HFB64	087	
592			HF54	020/043		HFB64	088	
592			HF54	021/044		HFB64	090	
592			HF54	040/055		HFB64	095	
24DC26	253AS005		HF54	050/017		HFB64	098	
24DC26	253AS032		HF54	059/061		HFB64	099	
24DC26			HF54	2995		HFB64	103	
24JC06			HF54	2996		HFB64	104	
35JC00			HF54	2996/99		HFB64	105	
35JC09	35JC09		HF54	2997		HFB64	107	
35JC29	378AS019		HF54	2998		HFB64	114	
35JC29	378AS020		HF64	019		HFB64	125	
35JC29	378AS037		HF64	045		HFB64	126	
378CC	378AS026		HF64	062		HFB64	127	
408CC	408AS012		HF64	063		HFB64	138	
408CC	408AS018		HF64	066		HFB64	008/115	
408CC	408AS022		HF64	071		HFB64	012/058	
408CC	408CC009		HF64	076		HFB64	055/137/025	
408CC	408CC011		HF64	077		HFB64	RCB64005	SLAVE
408CC	408CC014		HF64	079		HFB64	RCB64008	SLAVE
4DC32	4DC32		HF64	093		HFB64	RCB64010	SLAVE
4DC32			HF64	107		HFB64	RCB64017	SLAVE
4DC45	4DC45		HF64	113		HFB64	2951	
4DC45	4DC45		HF64	114		HFB64	2955	
503CC	503AS031		HF64			HFB64		

TRW/ROSS

Any references to trademarks are for cross-reference purposes only. The majority of our gearing inventory is original equipment, however many numbers are not. Please call for clarification on an individual basis. The rebuilt units are primarily - and proudly - Weller rebuilt! The mailing of this sheet does not constitute an offer to sell.

PRICES SUBJECT TO CHANGE WITHOUT NOTICE

STEERING GEARS

MODEL	SERIES	CHR1	MODEL	SERIES	CHR1	MODEL	SERIES	CHR1
HFB64	2956		HPS72	HPS72119		TAS65	146	
HFB64	2958		SE55	051EF		TAS65	157	
HFB64	2960		SE55	2995		TAS65	007/090/086	
HFB64	2962		TA54	TA55143		TAS65	009/024	
HFB64	2963		TA61	TA62171		TAS65	012/092	
HFB64	2964		TAS40	002		TAS65	053/102	
HFB64	2972		TAS40	006		TAS65	129/155	
HFB64	2976/2985		TAS40	013		TAS65	143/150	
HFB64	2978		TAS40	017		TAS65	RCS65002	SLAVE
HFB64	2979		TAS40	024		TAS65	RCS65001	SLAVE
HFB64	2983		TAS40	034		TAS65	2265	
HFB64	2987		TAS40	001/007		TAS65	2270	
HFB64	2988		TAS40	RCS40003	SLAVE	TAS65	2271	
HFB64	2994		TAS40	RCS40006	SLAVE	TAS65	2276	
HFB64	2996		TAS40	RCS40007	SLAVE	TAS65	2278	
HFB64	2997		TAS40	2292		TAS65	2279	
HFB70	014		TAS40	2299		TAS65	2280	
HFB70	015		TAS40	2992		TAS65	2281	
HFB70	016		TAS55	001		TAS65	2284	
HFB70	019		TAS55	003		TAS65	2285	
HFB70	021		TAS55	005		TAS65	2286	
HFB70	022		TAS55	006		TAS65	2287	
HFB70	029		TAS55	008		TAS65	2288	
HFB70	030		TAS55	RCS55001		TAS65	2289	
HFB70	033		TAS55	2296		TAS65	2290	
HFB70	036		TAS55	2297		TAS65	2291	
HFB70	037		TAS55	2299		TAS65	2292	
HFB70	038		TAS65	001		TAS65	2293	
HFB70	042		TAS65	003		TAS65	2294/2274	
HFB70	045		TAS65	004		TAS65	2295	
HFB70	048		TAS65	005		TAS65	2296	
HFB70	054		TAS65	006		TAS65	2297	
HFB70	065		TAS65	008		TAS65	2298	
HFB70	066		TAS65	010		TAS65	2299	
HFB70	075		TAS65	013		TAS85	002	
HFB70	077		TAS65	014		TAS85	003	
HFB70	081		TAS65	015		TAS85	005	
HFB70	083		TAS65	017		TAS85	008	MIXER
HFB70	097		TAS65	023	SWITCHER	TAS85	010	
HFB70	100		TAS65	026		TAS85	011	
HFB70	105		TAS65	028		TAS85	029	
HFB70	107		TAS65	029		TAS85	038	
HFB70	111		TAS65	031		TAS85	051	
HFB70	113		TAS65	041		TAS85	052	
HFB70	114		TAS65	042		TAS85	059	
HFB70	117		TAS65	047		TAS85	062	
HFB70	2295		TAS65	048		TAS85	098	
HFB70	2986		TAS65	051		TAS85	049/062	
HFB70	2989		TAS65	052		TAS85	2292	
HFB70	2990		TAS65	057	SWITCHER	TAS85	2294	
HFB70	2991		TAS65	060		TAS85	2297	
HFB70	2992		TAS65	064		TD68	TD68006	
HFB70	2993		TAS65	065		TD68	TD68009	MIXER
HFB70	2997		TAS65	070		TD68	TD680090068	MIXER
HFB70	2998		TAS65	071		TD70	TD71038	
HFB70	2999		TAS65	072		TD70	TD71C182	
HP73	HP73099		TAS65	074		TD70	2994	
HPS52	HPS53035		TAS65	079		TD70	2995	
HPS52	HPS53076		TAS65	082		TE68	TE69026	
HPS52	HPS53166		TAS65	084		TE71	TE710851544	
HPS53	HPS53026		TAS65	085		TE71	TE725982	
HPS53	HPS53035		TAS65	087		TE71	2992	
HPS53	HPS53157		TAS65	088				
HPS53	HPS53166		TAS65	090				
HPS70	HPS702992		TAS65	095				
HPS70	HPS71099		TAS65	100				
HPS70	HPS71174		TAS65	101				
HPS70	HPS71382		TAS65	102	SWITCHER			
HPS70	HPS71470		TAS65	104				
HPS70	HPS71481		TAS65	105				
HPS70	HPS71497		TAS65	107				
HPS70	HPS71538		TAS65	109				
HPS70	HPS71553		TAS65	115				
HPS70	HPS71555		TAS65	116				
HPS70	HPS71577		TAS65	119				
HPS70	HPS71643		TAS65	122				
HPS70	HPS71667		TAS65	126				
HPS70	HPS71676		TAS65	127				
HPS70	HPS702981		TAS65	141				
HPS70	HPS702983		TAS65	145				

ZF
3Z 23 01

Any references to trademarks are for cross-reference purposes only. The majority of our gearing inventory is original equipment, however many numbers are not. Please call for clarification on an individual basis. The rebuilt units are primarily - and proudly - Weller rebuilt! The mailing of this sheet does not constitute an offer to sell.
PRICES SUBJECT TO CHANGE WITHOUT NOTICE

STEERING PUMPS

MODEL	SERIES	CHR1	MODEL	SERIES	CHR1	MODEL	SERIES	CHR1
EATON								
B	400		PS	252014L102		V20	1P12P38C	
B	600		PS	252415L103		V20	1P13P1C11	
B	700		PS	252415R102		V20	1P13P3D11	
B	800		PS	282416R105		V20	1P13S1D11	
B	400LV		VICKERS			V20	1P5P1A11	
B	800R					V20	1P6P1C11L	
BB	3RD GEN					V20	1P6P38C11	
BB	GA2V	GA2V				V20	1P6S1C11	
BB	LD3S	LD3S				V20	1P8P1C11	
BB	LD5U	2221B				V20	1P8S38C11	
BB	LE3S	3223B				V20	1P9P15C11	
BB	LE5X	3221B				V20	1P9P1C	
BB	LF2U	LF2U				V20	1P9P1C11	
BB	LF3U	3223A				V20	1P9S38C11	
BB	LJ2Y	1224A	V20	1R13P1C11L				
BB	LK5Y	1221B	V20	1R13S40D11				
BB	RA2S	RA2S	V20	1R5P1B				
BB	RA2X	1115A	V20	1R8P1B11				
BB	RA2XO	RA2XO	V20	1S11S38B11				
BB	RD2S	2124B	V20	1S9S38C11E				
BB	RD3S	2123B	V20	4R11P1C11				
BB	RE5H	3121B	V20	F11P13P38C8G11				
BB	RE5S	RE5S	V20	F1011P38C8H22				
BB	RF2S	RF2S	V20	F1P11P0C6H11L				
BB	RF2U	RF2U	V20	F1P11P0C6H22				
BB	RF3U	3123A	V20	F1P11P0C6H22L				
BB	RJ2U	RJ2U	V20	F1P11P1A6G11				
BB	RK5Y	RK5Y	V20	F1P11P38A6F11LH				
U	243		V20	F1P11P38A6G22L				
U	243A		V20	F1P11P38A6H11LH				
U	243AX		V20	F1P11P38A6H22L				
U	243IH		V20	F1P11P38A6J22L				
U	243X		V20	F1P11P38C6G11L				
GMC								
205								
NISSAN								
475 04212								
7219								
PARKER HANNIFIN								
H39	H39X3111		V10	F1P5P38C4H20		V20	F1P11P38C6G22L	
H49	H49BT1AA19040DS		V10	F1P5P38C6F20		V20	F1P11P38C6H11	
H49	H49BT2AA17560DS		V10	F1P6P38B5H20		V20	F1P11P38C6H22L	
H49	H49BT2AA1756DS		V10	F1P6P38C4G20		V20	F1P11P38C8H11L	
H49	H49AT2AA17550DS		V10	F1P6P38C4H20		V20	F1P11P38D6022074L	
H49	H49BT1AA19040DS		V10	F1P6P38C6G20		V20	F1P11P38D6022L	
H49	H49BT2AA19040DS		V10	F1P6P38C6G20L		V20	F1P11P38D6G11	
H62	H62B12AA20050AS		V10	F1P6P38D5H20L		V20	F1P11P38D6H11	
H62	H62X04-150		V10	F1P6P38D6G20		V20	F1P11P38D6H22L	
H77	H77BT1AA17560AS		V10	F1P6P38D6H20L		V20	F1P11P38D8022074	
H77	H77BT2AA17560AS		V10	F1P6T38C4H20		V20	F1P11P38D8022	
H77	H77X2808		V10	F1P7P32B5G20L		V20	F1P11P38A6G11	
H90	H90CY1CA17560DS		V10	F1P7P38C4G20		V20	F1P11S38D7HL	
H90	H90CY2CA17560DS		V10	F1P7P38C4H20		V20	F1P12P38C6H11	
PFR319	PFR319EH11R		V10	F1P7P38C5H20		V20	F1P12P38C6H22L	
SAGINAW								
143	7812808		V10	F1P7P38D6G20		V20	F1P12P38D6H11	
100A			V10	F1P7P38D6H20L		V20	F1P12P38D6H22L	
143A	7812808		V10	F1P7P38D5F20		V20	F1P13P38C7H22L	
143B	5688074		V10	F1P7P38D5H20		V20	F1P13P38C8H22	
TRW								
PS	181614R102		V10	F1P7P38D6F20		V20	F1P13P38D6G11	
PS	181614R10200		V10	F1P7P38D6H20		V20	F1P13P38D6H11	
PS	221614L102		V10	F1P7P38D6G20		V20	F1P13P38D7F11	
PS	252014R10200		V10	F1P7P38D6H20		V20	F1P13P38D8F11	
PS	252415R10200		V10	NF1P5T38C5G20		V20	F1P13P38D8G22	
PS	2100		V10	NF1P5T38C5H20		V20	F1P13S38C8E11	
PS	181614R102		V10	NF1P6T38B6G20		V20	F1P6P0C6G11L	
PS	181615R106		V10	NF1S5P38C5G20		V20	F1P6P38C6G11	
PS	221416L101		V10	NF1S5T38B5G20		V20	F1P6P38C6G11L	
PS	221614R102		V10	NF1S5T38C4020		V20	F1P6P38C6G11R	
PS	221615R103		V10	NF1S5T38C4G20		V20	F1P6P38C6G22	
PS	222014R102		V10	NF1S5T38C4G20		V20	F1P6P38C6G22L	
PS	251616L103		V10	NF1S5T38C5G20		V20	F1P6S1A6G11	
PS			V10	NF1S5T38C5G20L		V20	F1P6S1A7H11	
PS			V10	NF1S6T38C5H20		V20	F1P6S1A8H11	
PS			V10	V101P4S1CL		V20	F1P6S1A8H11L	
PS			V10	V10F1P7P38D5H20		V20	F1P6S38A6G11	
PS			V20	F1P6S1A6G11		V20	F1P7P38C6G11L	
PS			V20	1D12S38C11L		V20	F1P7P3C6G11L	
PS			V20	1E13K23C11		V20	F1P7P3C6H11L	
PS			V20	1P11P15C11L		V20	F1P8P18D8H11L	
PS			V20	1P11P1B11		V20	F1P8P1D6G11L	
PS			V20	1P11P1C11		V20	F1P8P38A6H11	
PS			V20	1P11P1C11L		V20	F1P8P38C4G22L	
PS			V20	1P11P1C20		V20	F1P8P38C4H11	
PS			V20	1P11P38A6H11L		V20	F1P8P38C4H11L	
PS			V20	1P11P38B11L		V20	F1P8P38C4H20	

Any references to trademarks are for cross-reference purposes only. The majority of our gearing inventory is original equipment, however many numbers are not. Please call for clarification on an individual basis. The rebuilt units are primarily - and proudly - Weller rebuilt! The mailing of this sheet does not constitute an offer to sell.
 PRICES SUBJECT TO CHANGE WITHOUT NOTICE

STEERING PUMPS

MODEL	SERIES	CHR1	MODEL	SERIES	CHR1	MODEL	SERIES	CHR1
V20	F1P8P38C4H22		V20	NF1D7P38C6H20		ZF		
V20	F1P8P38C6H11		V20	NF1D8P38C5H20		767	7974103	
V20	F1P8P38C6H22L		V20	NF1D9P38C5H22		767	7673900113	
V20	F1P8P38C7H22		V20	NF1D9P38C6F22L		767	7673900114	
V20	F1P8P38C8H11		V20	NF1D9P38C6H20L		767	7673955141	
V20	F1P9P1C11		V20	NF1D9P38C6H22L		767	7673955271	
V20	F1P9P1C6E11L		V20	NF1D9T103C7022		767	7673955272	
V20	F1P9P1C8H12		V20	NF1D9T138C5022079LH		767	7673955305	
V20	F1P9P38C6F22		V20	NF1D9T138C5022L		767	7673955321	
V20	F1P9P38C6G11		V20	NF1D9T38C7D22L		767	7673955330	
V20	F1P9P38C6G11L		V20	NF1P11T38C6H22L		767	7673955386	
V20	F1P9P38C6G20		V20	NF1P11T38C6H22LH		767	7673955958	
V20	F1P9P38C6G20L		V20	NF1P9P38C5020L		767	7674900111	
V20	F1P9P38C6G22		V20	NF1P9P38C5H11L		767	7674900112	
V20	F1P9P38C6G22L		V20	NF1P9P38C5J22L		767	7674955250	
V20	F1P9P38C6H11		V20	NF1P9P38C6H20		767	7674955273	
V20	F1P9P38C6H11L		V20	NF1P9P38C6H20L		767	7674955275	
V20	F1P9P38C6H22		V20	NF1S8P38C6G20		767	7674955290	
V20	F1P9P38C6H22L		V20	P1P9T1C8H12		767	7674955343	
V20	F1P9P38C7G20		V20	P6E13T23B2F12LH		767	7674955344	
V20	F1P9P38C7H22		V20	V20P12P38C		767	7674955345	
V20	F1P9P38C8G22		V20	V20P13P1C11		767	7674955929	
V20	F1P9P38D6D11		V20	V20P7S38CL		767	7674974101	
V20	F1P9P38D6H22L		V20	V20P7S38CL		767	7674974105	
V20	F1P9P38B6H11LH		V20	V20P8P1C11		767	7674974106	
V20	F1P9S38C6H11L		V20	V20P9P1C		767	7674974109	
V20	F1R11P38A6H11L		V20	V20F1P11P38D6022074L		767	7674974110	
V20	F1R11P38C6H22L		V20	V20F1P13S3C8E11		767	7674974110	
V20	F1R13P38C7H22L		V20	V20NF1D6P38C4H20LH		767	7674974909	
V20	F1R6P38C6D11		V200	116D12S264		767	7674974910	
V20	F1R6P38C6G11R		V210	11W3AE612S140		767	7674974923	
V20	F1R9P1C7G11		V210	51C12LH		767	7677955180	
V20	F1R9P38C6F22		V210	8W1C12		767	7677955187	
V20	F1R9P38C6G11		V210	8W1C12S214		767	7677974104	
V20	F1R9P54C6H11		V210	11W1B12S214		767	7673955253	
V20	F1S11P38C7H11		V230	111C12		767	7673955273	
V20	F1S11S1A7H11		V230	8W1C12		767	7673955320	
V20	F1S11S1A8F11		V230	8W1C8B12		767	7673955383	
V20	F1S11S1C7H11		VT72	2106393		767	7674900101	
V20	F1S11S1C8F11		VT73	86341		767	7674955164	
V20	F1S11S38C6F22LH		VT73	515585		767	7674955272	
V20	F1S11S38C8H22L		VT73	515971		767	7674955939	
V20	F1S11S3C7H11		VT73	516156		767	7677955179	
V20	F1S13P38C8G20L		VT73	516158		767	7677974103	
V20	F1S13S38A8H11L		VT73	863413		767	7677974105	
V20	F1S13S38A8H22LH		VT73	2105333				
V20	F1S6S38C4H11LHL		VT73	2105333				
V20	F1S6S38C4J11		VT73	2105424				
V20	F1S7S38C4022L		VT73	2105507				
V20	F1S7S38C4H22L		VT73	2106072				
V20	F1S8S1C6G11		VT73	2106393				
V20	F1S8S38C4022074L		VT73	2106544				
V20	F1S8S38C4022L		VT73	2106752				
V20	F1S8S38C4H22		VT73B	2105317				
V20	F1S8S38C6H22		VT73B	2105333				
V20	F1S8S38C7H22		VT73G	2108830				
V20	F1S9P38C6H22		VT73Z	2106544				
V20	F1S9S38C7H22		VT74	516243				
V20	F20P6S1A8H11		VTM27	505512NOR114				
V20	F2P6P3C8F11		VTM42	405008				
V20	F4P12P1C6E11		VTM42	405020MER114				
V20	F4P9P1C6E11L		VTM42	405515MER114				
V20	F4P9P1C6F22L		VTM42	504020NOR114				
V20	F4P9P1C6G11L		VTM42	504520NOR114				
V20	F4P9P1C6G11L		VTM42	505510NOR114				
V20	NF1D10T38C8F22L		VTM42	505515NOR114				
V20	NF1D11P38C6J20L		VTM42	604512MER1				
V20	NF1D11P3C8H		VTM42	604512N0114				
V20	NF1D11T38C6022079LH		VTM42	604512NOR1				
V20	NF1D11T38C8H		VTM42	604512NOR114				
V20	NF1D5T203C4G20		VTM42	604512NOR114				
V20	NF1D6P238C4H22L		VTM42	604512R1				
V20	NF1D6P38C4H20L		VTM42	604515NOR1				
V20	NF1D6P38C4H20LH		VTM42	605510MJR114				
V20	NF1D6P38C5H22		VTM42	605512NOL114				
V20	NF1D6P38C6G20		VTM42	605512NOR114				
V20	NF1D6P38C6G20R		VTM42	605520NOR114				
V20	NF1D6P38C7G20		VTM42	606520NOL114				
V20	NF1D6T238C6G20		VTM42	607517NOR114				
V20	NF1D7P38C5H22		VTM42	607520NOR114				

Any references to trademarks are for cross-reference purposes only. The majority of our gearing inventory is original equipment, however many numbers are not. Please call for clarification on an individual basis. The rebuilt units are primarily - and proudly - Weller rebuilt! The mailing of this sheet does not constitute an offer to sell.
 PRICES SUBJECT TO CHANGE WITHOUT NOTICE

THE WELLER REMAN NETWORK

TABLE OF CONTENTS

Our inventory changes daily, so call if you don't see what you need listed!

Please keep this catalog as a tool for those unfamiliar drivetrain situations. New production models, obsolete, discontinued – anything with gearing! We are here to help with your gearing needs, and would be honored if you would keep us in mind!

Thanks from Team Weller!

AUTOMATICS

• AISIN	9
• ALLISON	9
• BORG WARNER	9
• CLARK EQUIPMENT	9
• DRESSER	9
• FUNK	9
• ZF	9

DIFFERENTIALS

• CAT	10
• CLARK EQUIPMENT	10
• DRESSER	10
• EATON/SPICER AXLE	10-13
• FWD	13
• GMC	13
• HUFF	13
• IHC/DANA	13, 14
• ISUZU	14
• JOHN DEERE	14
• MACK	14
• MERITOR (ROCKWELL)	15-17
• TEREX/EATON	17
• VOLVO/GMC	17
• WHITE	17

MANUAL TRANSMISSIONS

• ADVANCE	18
• BORG WARNER	18
• COTTA	18
• CUSHMAN	18
• DURST	18
• FABCO	18
• FORD	18
• FULLER	18-20
• FUNK	20
• FWD	20
• GMC	20
• IHC	20

• ISUZU	20
• MACK	20
• MERCEDES	20
• MERITOR (ROCKWELL)	20
• MITSUBISHI	20
• NEW PROCESS / NEW VENTURE	20
• NISSAN	20
• NOSTER	20, 21
• OSHKOSH	21
• REX	21
• RITEWAY	21
• ROCKFORD	21
• TTC/(SPICER)	21
• TWIN DISC	21
• VOLVO/GMC	21
• WATEROUS	21
• ZF	21

STEERING GEAR

• BENDIX	22
• GMC	22
• JIDOSHA	22
• NIPPON	22
• SAGINAW	22
• SHEPPARD	22, 23
• TRW / ROSS	23, 24
• ZF	24

STEERING PUMP

• EATON	25
• GMC	25
• NISSAN	25
• PARKER HANNIFIN	25
• SAGINAW	25
• TRW	25
• VICKERS	25, 26
• ZF	26

Any references to trademarks are for cross-reference purposes only. The majority of our gearing inventory is original equipment, however many numbers are not. Please call for clarification on an individual basis. The rebuilt units are primarily - and proudly - Weller rebuilt! The mailing of this sheet does not constitute an offer to sell. PRICES SUBJECT TO CHANGE WITHOUT NOTICE

THE WELLER REMAN NETWORK



The WellerReman Distributor Network

Weller Reman Locations

Authorized Distributors

1 Weller Reman Center
1-800-872-6697
1500 Gezon Pkwy
Grand Rapids, MI 49509

2 South Bend, IN
1-800-968-8860
23921 Western Ave.
South Bend, IN 46619

3 Detroit PDC
1-800-473-1905
29826 W. Eight Mile Road
Farmington Hills, MI 48336

4 Gaylord, MI
1-888-731-6700
353 Expressway Ct.
Gaylord, MI 49735

5 Chicago PDC
1-888-974-9319
11152 Southwest Highway
Palos Hills, IL 60465

6 Milwaukee, WI
1-877-354-6400
8625 N. 107th
Milwaukee, WI 53224

7 Columbus, OH
1-866-771-9501
2885 International St.
Columbus, OH 43228
Open October 2003

**8 American Moving Parts
Los Angeles**
1-323-923-1020
3366 Fruitland Avenue
Vernon, CA 90058

**9 Drive Train Industries
Headquarters - Denver**
1-800-525-6177
3301 Brighton Blvd.
Denver, CO 80216

**10 Drive Train Industries
Colorado Springs Branch**
1-800-352-6639
4295 Northpark Drive
Colorado Springs, CO 80907

**11 Drive Train Industries
Grand Junction Branch**
1-800-332-7094
201 South 6th Street
Grand Junction, CO 81501

**12 Drive Train Industries
Albuquerque Branch**
1-800-525-0074
405 Hudson Avenue NW
Albuquerque, NM 87107

**13 Drive Train Industries
Fort Collins Branch**
1-800-537-0833
2209 Airway Avenue
Fort Collins, CO 80525

**14 Drive Train Industries
Casper Branch**
1-800-442-3700
3350 East Yellowstone
Casper, WY 82601

WELLERREMAN
1500 Gezon Pkwy
Grand Rapids, MI 49509

Change Service Requested